

-

2009

62-5	..	:
98-63	..	:
124-99	..	:
156-125		:
	..	
204-157	..	:
238-205		:
296-239	..	:
352-297	..	:
372-353		:

(*)

:

)

(273 : 1970

-

-

0

0

0

(77 - 76 : 1993)

(*)

)

(

0

.

Demography

(Preston,1993: 594, McFalls, 1998:2)

Population

Composition

Population Dynamic

0

()

(Nichiporuk, 2000:2) ()

)

0(11:1993

13:1989

19:1999

Achille Guillard 0

“Formal Demography”

(68- 67 : 1993)

Hauser and Duncan

social demography

(Shryock and)

others, 1976 :1

)

(13:1989

(19 : 1993 253 : 1970)

:

:

:

:

(22:1993)
0

(12 :1993)

:

“ ”

0

: 1970)

(297 273

(14 : 1989)

Demographic Transition

(278 : 1970)

(Crimmins, 1993:587)

()

:

" "

(57-56 : 1993)

)

: (93-92 : 2002

61-56 : 1993

-

Geometrical progression

-

25

-

Arithmetical progression

-

-

Positive checks

" "

" "

1798

"

"

Malthusian

(35 :1993

"Comucopians")

)

(36 : 1993

(47-37 : 1993)

" " (1)

" " " " (3)

- -

- - - -

" " (4)

" "

%90

95

" "

" "

.

" " " "

" " " "

1834

" " " "

(93 : 2002)

(120 : 1990)

(122 - 121 : 1990)

)

(101 -100: 1993

:

-

-

.1901

" "

" "

(89 : 1993)

(90 -89: 1993)

Optimal size

Over-population

Under-population

:

Statistical density

Physical density
Economic density

Ideal size

(95 : 1993)

“ ”

)

(96 : 1993

“ ”

(98 : 1993)

(99 : 1993)

- 99 : 1993)

-

-

(100

1994

“International Conference on Population and Development (ICPD)”

(Khattab and others, 2000 : 49)

(Ashford,

1995 : 33)

(84 : 1993)

Demographic Transition Theory

()

(Sen, 1994 : 1)

" "

(McCarthy, 2001 : 3)

(Cross and others, 2002 : 1)

:

(1)

.

(2)

19

.

(3)

.

(4)

Zero-population order

.

(McCarthy, 2001 : 7 – 16)

21

. Modernization

(Hodgson, 1988:542)

Bumpass

. (Bumpass, 1990 : 483-493)

1945

(Hodgson, 1988:543-546)

1955

. (Bengtsson, 1992:24-5)

:

-1

-2

-3

"
" .
(Theory) "Demographic Transition"

. (Vandewalle, 1992:487)

:
"Freedman "
Caldwell
"Easterlin "
"Heerink "
"Hammel "
"Arizpe "

0

Ageing "Sen "
"Maine McCarthy "

Determinants of Maternal Mortality

Theories of Fertility Decline

— —
(Freedman, 1979 : 1-17)

children demand

(Freedman, R. 1979 : 1-17)
— —

cultural factors

(Freedman, 1979: 63-79, Freedman,

. 1982 : 258 – 266)

proximate determinants

Bongaarts

Davis & Blake

pre-industrial

-
biosocial

-

-

(Freedman, 1987 : 57-82)

19

(Hodgson, 1983:4)

macro level

micro level

(Lockwood, 1995)

(Freedman, 1975:5)

: Freedman
children demand

Caldwell

" "

:

" "

. zero reproduction

"net wealth flows"

(Caldwell, : 1978 : 533)

" "

.(Caldwell, : 1982 : 333 – 337)

" Fricke "

(Fricke,

. 1990:156)

" " " "

"Easterlin"

" "

" "

(Easterlin,1980:5– 40)

"

"

:

(1)

(2)

(3)

()
.(

" "

- -

.
" "

0

0

0
" "

0

Pre-modern

" "


modern fertility levels

0

" "

" "

0



Income
0
() redistribution
0 Household income

0
0 (Heerink, 1994:368)

0

0 (Heerink, 1994:369)

0

0

Theory of Culture

(Hammel,

0 1990:455-485)

"Hammel "

" "

0

(Caldwell,

01982: 1)

(Arizpe

0and others, 1994:1)

1992

0

0

0

0

sustainable development

0

(Arizpe

0and others, 1994:2-3)

0

0

0

0

0

Human Creativity

0

0 (Arizpe & others, 1994 : 1-3)

0

:

:

0

Global solution

0 (Arizpe, 1994 : 4)

0 (Arizpe, 1994 : 5)

0

Urbanization

Land degradation

0 (Arizpe, 1994 : 6-7)

(Arizpe,

1994: 8-15)

0

0

0

0

0

0(Arizpe and others, 1994:345)

0

0

.

"

"

(McCarthy and Maine) "

"

-

-

: Intermediate determinants

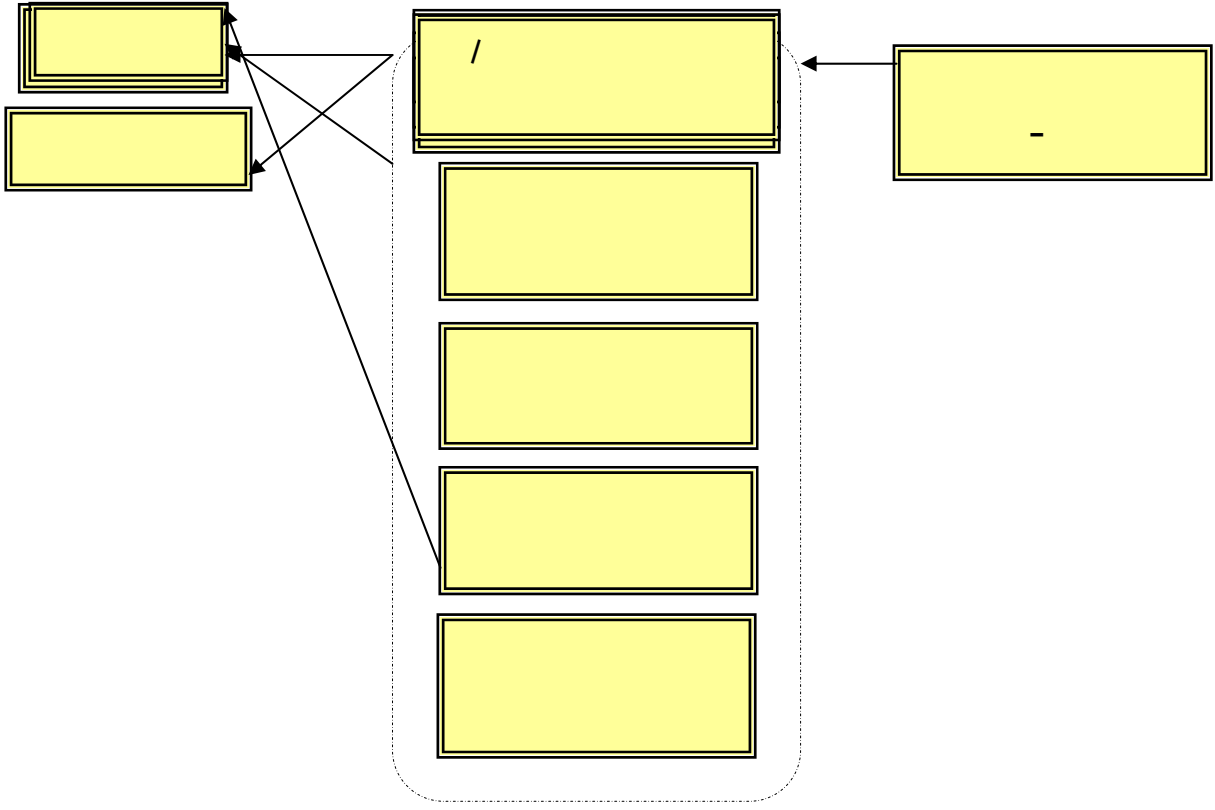
(

)

.

-

(1)



(1)

"

"

1985

0

0 (Nag, 1988: 363)

0

0

“Sen”

0

life

expectancy

"Population aging"

"

"

"

"Sen"

"

0

: (Sen, 1994:)

:

:

" "

Demographic Transition

0


0

"

"

0

0



Family Care

System of Social Support

0

0

0

(Sen, 1994:67:68)

0

0

:

:1990)

()

(350

()

(8 : 1992)

(129 : 1993)

0

)

(130 : 1993

(130 : 1993)

(10 : 1992)

sample survey
0

)

(54 : 2002

Demographic Health Surveys

0

(Demographic and Health Survey 1988, 1992, 1995, 1997, 1998 and
.2000)

0

(130 : 1993)

)

.(131 : 1993

)

(

.

:

	()	

)

(

:

-1

-2

-3

-4

:

Quantitative Data

structured interview

self administered questionnaire

secondary resources

vital statistics

reports and

service statistics

census

demographic surveys

.records

Qualitative Data

:
: In Depth Interview -1

: Observation -2

: Content Analysis -3

:

information, education and communications

)

.(71 : 1993

: Focus Group Discussion -4

0

: (Debus and others, 1990 : 8-9)

-
-
-

:

"
"

" "

" "

:"
"

"

. (Zaki : 1996) "

1993

multiple regression analysis

()

bivariate analysis

1993

.(2000

) "

"

-20

16-14

16

40

(% 8 8)

(Ibrahim et al. 1996) "

"

cyclically

. Focus group discussion

- 1952)

(1992

1994

(1996-
1994

) "

(2002)

-

:

"

. (El Saadani, 1993) "

1974-1987

female emigration
male emigration

1987

-

) "

"
(1998

) "

"
(2002

-:

-1

-2

-3

-4

-5

-6

:
 : 1996 •
 :
 2000 •
 - ()
 : 1999 •
 1997 1995
 1993 •
 2002 •
 1990 : •
 : " 1993 " •
 () : " 1993 " •
 1993 •
 1999 •
 1989 •
 : 1986 •
 -
 1992 •

1 " 2002 : •
56 " : •
: 0 1993 : •
: •
0 2000 •
1999 – 1994 : •
•
1970 - •
2002 •
:

- **Arizpe, L., M.P. stone, and D.C. Major** (1994) Population and environment. San Francisco. West view press.
- **Ashfords, L.** (1995). “New Perspectives on Population : Lessons from Cairo.” Population Bulletin, Vol : 50, No.1.
- **Barbbie, E.** (1973). “Survey Research Methods”. Wadsworth Publishing Company, Inc., California.
- **Babie, earl.** (1983). “The Practice of Social Research” Wadsworth Publishing Company, Belmont, California.
- **Bengtsson, T.** (1992).“Lessons from the past: the demographic transition revised”.AMBIO, 21, 24-5.
- **Bongaarts, J.** (1978). A Framework for Analyzing the Proximate Determinants of Fertility”. Population and Development Review. Vol. 4, No. 1 : 105:132.

- **Bumpass, L.** (1990). “What’s happening to the family? Interactions between demographic and institutional change”. *Demography*, 27, 483-498.
- **Caldwell, John C.** (1978). “Theory of Fertility : From High Plateau to Destabilization, “*Population and Development Review* 4, No. 4: 553-577.
- **Caldwell, John C.** (1982). “Theory of Fertility Decline. New York : Academic Press.
- **Crimmins, E. M.** 1993: “Demography: The Past 30 years, the present, and the future” *Demography*, Vol. 30, No. 4 : 579 – 589.
- **Coser, L.** (1977). “Master of Sociological Thought : Ideas in historical and Social Context. Harcourt Brace Jovanovich, Inc, New York.
- Demographic and health Survey. (1988). Egypt National Population Council, and Demographic and Health Survey – Institute for Research Development/ Macro Systems Inc. Egypt.
- Demographic and Health Survey (1992).
- Demographic and Health Survey (1995).
- Demographic and Health Survey (1997).
- Demographic and Health Survey (2000).
- **Debus, M. P. Novell.** (1990). Handbook for Excellence in Focus Group Research. Academy for Educational Development Healthcom, Washington, D.C.
- **Easterlin, R.** (1980). “Fertility and Development”, *Population Bulletin of ECWA*, 18 : 5-40.
- Hererink. N. (1994) *Population Growth, Income Distribution, and Economic Development: theory, Methodology, and Empirical results.* Springer – verlag – Berlin.

- Hodgson, D. (1988). “Orthodoxy, and revisionism in American Demography” Population and Development review, 14, 541-542.
- Khattab, H., L. El-Fattal, and NK Shorbagi 2000. Egypt Policies, programs, and financing since the International Conference of Population and Development. In: Promoting Reproductive health: investing in health for development, edited by Shepard for man and Romita Ghosh. Boulder, Colorado, Lynne Rienner publishers, 2000: 49-78. Center on International Cooperation studies in Mutilate realism.
- McCarthy. K. 2001. World {Population Shifts: Boom or Doom? Population matters project of Rands’s labor and population program.
- McFalls, J.A.1998. Population: Alively Introduction, Population Bulletin : Vol. 53, No. 3.
- Nichiporuk, B. 2000. The Security Dynamics of Demographic Factors. Population matters project, Rand.
- Sen, K. (1994) Ageing: De bates on demographic transition and social policy zed books LTD.
- Shryock, H.S., J.Siegel, and Associates, edited by E.G. Stockwell 1976 studies in population : The Methods and Materials of Demograph. Academic Press.
- Van de Walle, E. (1992).”Fertility transition, Conscious choice, and Numeracy”. Demography, 29, 487-502.
- World population news service. Popline. March – April 2001, Vol.23.
- **Sen, K.** (1994) Ageing: De bates on demographic transition and social policy zed books LTD.
- **Hererink. N.** (1994) Population Growth, Income Distribution, and Economic Development: theory, Methodology, and Empirical results. Springer – verlag – Berlin.

- **McCarthy, K.** (2001). World {Population Shifts : Boom or Doom? Population matters project of Rands's labor and population program.
- World population news service. Popline. March – (April 2001), Vol.23.
- **McFalls, J.A.** (1998). Population: A lively Introduction, Population Bulletin : Vol. 53, No. 3.
- **Nichiporuk, B.** (2000)
- The Security Dynamics of Demographic Factors. Population matters project, Rand.
- **Shryock, H.S., J.Siegel,** and Associates, edited by **E.G. Stockwell** (1976) studies in population : The Methods and Materials of Demograph. Academic Press.
- **Khattab, H., L. El-Fattal,** and **NK Shorbagi** (2000). Egypt Policies, programs, and financing since the International Conference of Population and Development. In: Promoting Reproductive health : investing in health for development, edited by Shepard for man and Romita Ghosh. Boulder, Colorado, Lynne Rienner publishers, 2000 : 49-78. Center on International Cooperation studies in Mutilate realism.
- **Preston, S.** (1993). "The contours of Demography: Estimates and Projections. Demography, 30 : 593-686.
- **Freedman, R.** (1979). "Theories of Fertility Decline: a Reappraisal". Social Forces : 58 (1):1 – 17.
- **Freedman, R.** (1979). "Theories of Fertility Decline: a Reappraisal". Syracuse, New York, Syracuse, New York, Syracuse University Press. In: Hauser PM, ed. World Population and development: Challenges and Prospects.
- **Freedman, R.** (1982). Fertility Decline. 1 Theories. New York, Free Press. 1982. In: Rossja, ed. International Encyclopedia of Population. Vol. 1. 258-66.

- **Freedman, R.** (1986). *Theories of Fertility Decline*. New Delhi, India, Sage Publications. In: *Fertility and Mortality Theory, Methodology and Empirical issues*, edited by K. Mahadevan with P.J. Reddy and D. A. Naidui: 30-36.
- **Freedman, R.** (1987). “The Contribution of Social Science Research to Population Policy and Family Planning Program Effectiveness”. *Studies in Family Planning*, 18 (2): 57-82.
- **Hadgson, D.** (1983). “Demography as Social Science” *Population and Development Review* 9 : 1-33.
- **Turke, Paul W.** (1989). “Evolution and the Demand for Children”. *Population and Development Review* 15, no. 1: 61-90.
- **Freedman, R.** (1975). “The Sociology of Human Fertility”. Halsted Press Divison, New York.
- **Hammel, E.** (1990). “Theory of Culture for Demography”, *Population and Development Review*, 16: 455 – 485.
- **McCarthy, J., and D. Maine.** (1992). “A Framework for Analyzing the determinants of Maternal Mortality”. *Studies in Family Planning*, 23 : 23 – 33.
- **Nag, M.** (1988). “A Framework for the Study of Proximate Determinants of Infant Mortality in Less Developed Countries”, in : “*Infant Mortality in India : Differentials and Determinants*”. Sage Publication, New Delhi.
- **Nachmias, D., C. Nachimas.** (1981). “*Research Methods in the Social Sciences*”. St. Martin’s Press, London.
- **Babbie, earl.** (1983). “*The Practice of Social Research*” Wadsworth Publishing Company, Belmont, California.
- **Coser, L.** (1977). “*Master of Sociological Thought : Ideas in historical and Social Context*. Harcourt Brace Jovanovich, Inc, New York.

- **Barbbie, E.** (1973). “Survey Research Methods”. Wadsworth Publishing Company, Inc., California.
- Demographic and health Survey. (1988). Egypt National Population Council, and Demographic and Health Survey – Institute for Research Development/ Macro Systems Inc. Egypt.
- Demographic and Health Survey (1992).
- Demographic and Health Survey (1995).
- Demographic and Health Survey (1997).
- Demographic and Health Survey (2000).
- **Debus, M. P. Novell.** (1990). Handbook for Excellence in Focus Group Research. Academy for Educational Development Healthcom, Washington, D.C.
- **Lockwood, M.** (1995). “Structure and Behavior in The Social Demography of Africa”. Population and Development Review. Vol. 21, No. 1 : 1-32.

:

1. www.fhi.org
2. www.libefcs@intouch.com
3. www.lib.aucegypt.edu
4. www.poline@jhuccp.org
5. www.cambridge.org
6. www.wkap.nl
7. www.asanet.org
8. www.ign.nlm.nih.gov
9. www.jhuccp.org/popinform/popexpert
10. www.rand.org/labor/popmatters/pubs.html

11. www.rand.publications/IP/IP183
12. www.fhi.org/en/fp/fpothor/caicons/caicon6.html
13. www.un.org/pubs/whatnew/unfpa.htm
14. www.prb.org/topics/demographics_basis.htm
15. www.population.org
16. www.socio.com/srch/summary/cda/cdall.htm
17. www.midi.nl/research/prjl0003.html.

(*)

(1)

— —

:

.

: (*)

:

.1983

:

.

:

.

.

.

-

:

:

(1)

.

:

-

.

.

-

.

()

(2)

(3)

()

()

()

()

(4)

(5)

()

()

()

()

()

(2)

)

(

(6)

(7)

52

(8)

(9)

(%40)

()

60

68

(10)

- -

Critical

(11)

: (3)

: ()

()

()

— (12)

—

:

—

—

(13)

(14) -

(15)

: (4)

:

(16)

:

()

()

()

:

...

()

(17)

()

(18)

(19)

- -

() :

()

()

:

(5)

-

-

:

()

()

()

-

-

)

(

(20)

):

()

)

(...

-

-

:

(6)

(21)

"

"

-

-

23

()

3 :

()

5

8 ()

5

() ...

.()

2

-

-

(22)

(23)

-

-

(1)

(24)

(25)

() : - () -
 ()
 () ()
 () ()
 () ()

:

() :
 () - -

:

:

()
 ()
 ()
 ()

(26)

()

:

-

-

12

:

%2.7

12

-

1975

%4.9

-

1970

64-12

%12

(27)

:

(2)

()) .(

(28)

108

1939-33

1000/165

.1973-70

(29)

(30)

14-10

12

" "

:

(3)

() () :

()

()

()

()

-

(31)

(32)

(4)

(33)

(5)

(24)

()

(6)

“ ” “ ”

(36)

(37)

() () .1982

()

()

)

.(

Status

. -

.

- (1) " " 1978
- (2) .76-74 63-60 57 1967
- (3) .140-137 65-60 28
- (4) Thompson, W.S., *Population and Progress in the Far East*, Chicago: The Univ. of Chicago Press, 1959, P.18.
- (5) : - Cantrelle, F. & B. Ferry, "The Influence of Nutrition on Fertility: The Case of Sengal", in W.H. Mosley (ed.) *Nutrition and Human Reproduction*, New York: Basic Books, 1978, PP. 353-363.
- (6) Kocher, J.E. *Rural Development, Income Distribution and Fertility Decline*, New York: The Population Council, 1973, PP. 57 & 74-89.
- (7) Repetto, R. *Economic Equality and Fertility in Developing Countries*, Baltimore: Johns Hopkins Univ. Press, 1979, PP. 1-3, 12, 67, 151 & 156.
- (8) Bhattacharyya, A.K., *Income Inequality and fertility: A Comparative View: Population Studies*, Vol. 29, 1975, PP. 5-19.
- (9) Flegg, A.T., *The Role of Inequality of Income in the Determination of Birth Rates*, *Population Studies*, 33(3), 1979, PP. 457-477.
- (10) Rao, S.S., *Patterns of Income Distribution and Fertility Levels with Special Reference to India*, *The Journal of Family Welfare*, 23(2), 1976, PP. 63-84.
- (11) Field, J.O. & G. Ropes, *Development in the Egyptian Governorates: A Modified PQLI*, *L'Egypte Contemporaine*, 70(377), 1979, PP. 79-91.
- (12) Askham, J. *Fertility and Deprivation, A Study of Differential Fertility Amongst Working – Class Families in Aberdeem*, Cambridge: Cambridge Univ. Press, 1975, PP. 11-12.
- (13) Jaffe, F.S. & S. Polgar, *Family Planning and Public Policy: Is "the Culture of Poverty" the New Cop-Out?*, *JMF*, Vol. 30, 1968, PP. 228-235.

- (14)
- .5-4 1976 (38)
- (15)
- .190-188 1980
- (16) Reisman, C.K., Birth Control, Cultural and the Poor, American Journal of Orthopsychology, Vol. 38, 1968, PP. 693-699.
- (17) Wikan, U. Life Among the Poor in Cairo, Translated by Ann Henning, London: Tavistock Publications, Inc., 1980, P. 158.
- (18)
- .235 214-212 1976
- (19)
- .318-313 241-230
- (20) Askham, J. Op. Cit., PP. 8-14 & 182.
- (21) Ibid., P. 13.
- (22) Kiser, C. & P. Whelpton, Summary of Chief Findings and Implications for Future Studies, Milbank Memorial Fund Quarterly, Vol. 36, 1958, PP. 282-329.
- (23)
- .313-310 291-285 190 1974
- (24) Neupert, R. & S. Macrae, The Unequal Distribution of Fertility in Developing Countries, Cairo Demographic Centre, 1981, P. 4
- (25) Hoffman, L.W. & M.L. Hoffman, "The Value of Children to Parents", in J.W. Fawcett (ed.) Psychological Perspectives on Population, New York: Basic Books, 1973, PP. 46-61.
- (26) Espenshade, T.J. The Value and Cast of Children, Population Bulletin, 32(1), 1979, P. 34.
- (27)
- Nagi, M. Children Labor in Rural Egypt, Rural Sociology, 37(4), 1972, PP. 623-627.
- (28) Gortmaker, S.L, Poverty and Infant Mortality in the US. ASR, 44(2), 1979, PP. 281-284.
- (29)
- 1978
- .62

- (30) : " " -
 1977 : ()
 .445-429
- Sedky, F. et al, A Study of Infant and Early Childhood Mortality in Egypt, Population Research & Studies, CAPMAS, Vol. 14, 1977, P. 54.
- (31) :
 .214-213 -
 -
- .72 1981 :
- (32) El-Rafei, M., Determinants of Family Planning Acceptance in a Low Socioeconomic Group of Women. The Egyptian Population and Family Planning Review, 6(1), 1973, PP. 15-24.
- (33) Khalifa, A. The Influence of Wife's Education on Fertility in Rural Egypt, Journal of Biosocial Science, 8(1), 1976, PP. 53-60.
- (34) Davis, K., Some Demographic Aspects of Poverty in the US, in M.S. Gordon (ed.) Poverty in America, San Francisco: Chandler Publishing Co., 1965, P. 319.
- (35) Neupert, R. & S. Macrae, Op. Cit., P. 5.
- (36) :
 - Zikry, A.M., Urbanization and its Effect on the Level of Fertility of UAR Women, L'Egypte Contemporaine, 55(318), 1964, PP. 27-42.
 - Hassan, S.S. & M.A. El-Dayem, Characteristics of Recent Migrants and Non-Migrants in Cairo, Cairo Demographic Centre, 1973, PP. 205-223.
- (37) Wrong, D., Population and Society, New York: Random House, 1967, P. 43.

(*)

400
(1883-1818)

(1842)

(1844)

(1885)

(1875)

(1901)

(1894 1892)

(1897)

: (*)

:
.1989

The Black Report ⁽¹⁾
Unemployment & Health

:

-1

-2

/

-3

-4

:

-1

()

()

-2

()

:

— :

—

:

(3)

(2)

1983

1921

—

—

(4)

1980

(...)

—

—

:

:

"

"

"

"

"

"

(5)

1950

1954

.1980

1951

(6)

(7)

/ / :

)

()

.(

(8)

(

)

806

.1971

(10)

(9)

:

-1

(11)

-2

%60

(0.92-)

1971/70

(12)

(13)

(14)

(15)

(16)

(17)

-1

-2

-3

-4

-5

-6

:

()

()

-2


()

-3

1960

(19)

(20)



-2

(1)

(2)

(21)

)

(

(22)

46

(23)

· ...

· ...

56

(24)

(25)

1988

:

- -
.

- (1) Townsend, P. & N. Davidson (eds.), *Inequalities in Health: The Black Report*, 5th ed., Penguin Books, Harmondsworth, Middlesex, 1986.
- (2) Illsley, R. & J. Le Grand, *Measurement of Inequality in Health*, Discussion Paper No. 12, International Centre for Economics & Related Disciplines, LSEPS, London, 1987.
- (3) Jones, L.G. & D. Cameron, *Social Class Analysis: An Embarrassment to Epidemiology*, *Community Medicine*, Vol. 6, 1984: 37-46.
- (4) Laurance, J., *What Death Penalty do the Poor Pay?* *New Society*, Vol. 75, 1986: 20.
- (5) Illsley, R. & Social Class Selection and Class Differences in Relation to Stillbirths and Infant Deaths, *British Medical Journal*, 2, 1955: 1520-1524.
- (6) , Occupational Class, Selection and the Production of Inequalities in Health, *Quarterly Journal of Social Affairs*, 2(2), 1986: 151-165.
- (6) Wilkinson, R.G., Occupational Class, Selection and Inequalities in Health: A Reply to Illsley, *Quarterly Journal of Social Affairs*, 2(4), 1986: 415-422.
- (7) Stern, J., Social Mobility and the interpretation of social class mortality Differentials. *Journal of Social Policy*, Vol. 12, 1983: 27-49.
- (8) Bullough, B. Poverty, Ethnic Identity and Preventive Health Care, *Journal of Health & Social Behavior*, 13(4), 1972: 347-359.
- (9) Goering, I.M & R.M, Coe Cultural Versus Situational Explanations of the medical behavior of the Poor, *Social Science Quarterly*, Vol. 51, 1970: 309-319.
- (10) Dutton, D.B., Explaining the Low USE of Health Services by the Poor" Costs, Attitudes, or Delivery System? *American Sociological Review*, 43(3), 1978: 348-368.

(11)

.1986

- (12) Marris, J. & J. Heady, Social and Biological Factors in Infant Mortality, V. Mortality in Relation to the Father's Occupation, 1911-1950, *Lancet*, 1, 1955: 554-560.

- (13) Boody, F.A, Health, Health Care and the urban Poor, Social Pediatric & Obstetric Research Unit, University of Glasgow, 1982, PP. 15-19.
- (14) Coburn, D., & C. Pope, Socioeconomic Status and Preventive Health Behavior, *Journal of Health & Social Behavior*, 15(2), 1974: 67-78.
- (15) Calnan, M. & B. Johnson, Health, health Risks and in equalities: An Exploratory Study of Women's perception, *Sociology of Health & Illness*, 7(1), 1985: 55-75.
- (16) Blaxter, M. & E. Paterson, Mothers and Daughters: A Three Generational Study of Health Attitudes and Health Behavior, Heinemann, London, 1982.
- (17) : 1988 1
- (18) Gregory, J.W. & V. Piché, Inequality and Mortality: Demographic Hypotheses Regarding Advanced and Peripheral Capitalism, *International Journal of Health Services*, 13(1), 1983: 89-106.
- (19) Wood, C., Infant Mortality Trends and Capitalist Development in Brazil, *Latin American Perspectives*, 4(4), 1977: 56-95.
- (20) Laurell, A.C., Mortality and Working Conditions in Agriculture in Underdeveloped Countries, *International Journal of Health Services*, 11(1), 1981: 3-20.
- (21) Lerner, M., "Social differences in physical health", in J. Kosa & L. Zold (eds.), *Poverty and health: A Sociological analysis*, Harvard Univ. Press, Cambridge, Mass, 1975: 80-134.
- (22) .153 1983
- (23) Flegg, A., Inequality of income, illiteracy and Medical Care as determinants of infant mortality in underdeveloped Countries, *population Studies*, 36(3), 1982: 441-458.
- (24) Rodgers, G., Income and inequality as determinants of mortality: An international Cross-Section analysis, *population Studies*, 33(1), 1979: 343-351.
- (25) Unterhalter, B., Inequalities in Health and Disease: The Case of Mortality rates for the City of Johannesburg, South Africa, 1910-1979, *International Journal of Helth Services*, 12(4), 1982: 617-636.

(*)

.

.

—

—

:

.

:

.

:

.

:

.

:

" "

...

.

(*)

:

.1994

" "

.

..

.

.

-

-

.

.

.

.

.

..

..

!

.

.

.

.(48
26) 1960
1986 1976

1986

. 2015
 . 10
 . 2015
 . %43 22
 . %35 17
 . %1
 . (%68 %72)
 12 1986
 . %19
 . %28
 %47 6
 . (%9)
 . %62 %38
 . %65 16
 1000/30
 1000/10 (1000/15)
 . 1000/124 1000/200
 59 62 1986 1000/88
 (1)
 1000/45 50
 . (2)1000/40

1984

(3)

4000

1988 %38

(4)

(1988)

%24 %52

(%36

%55) %41

(5)(

%12

%42)

%22

-1

-2

-3

⁽⁶⁾1989

. :
 (1)
 . (2)
 . (3)
 . (4)
 . (5)
 . (6)
 . (7)
 . (8)
 . (50)
 . 200
 . 74 74
 . (40)
 540 540 27
 . 80 1080
 . 460 460

:
 : (1)

: (2)

: (3)

15

(50)
T 0.05

%94 %87

1991

1990

38.3

36.1

.(30.8)

(30.3)

(5.8)

.(7.5)

23.5)

(

20

27)

.(20

-

(25) (27.5)

1986

)

.1986

.(
.%43

%13

(%65)

.(%37)

(8)

(177)

.()

" "

(9)

%3

%10

(1977)

3.4

3.8

(1988)

(10)

3.1
(%18)

.. (%6)

"

"

(11)

...

...

- :Consentance (1)
- :Empathy (2)
- :Communication (3)

(12)

:KAP

.Practice

Attitudes

Knowledge

Family

Birth Control

Contraception
Planning

Birth Limitation

(13)

:

%30

%22

.(1988)

:

(1)

(2)

(14)

()

.()

%44

%30

.(%5)

%20

%40

%50

%20

(15)

(16)

%81
%62

(18)

(19)

()

()

(20)

:

:

(1)

(2)

(3)

(4)

.%43

(5)

(6)

(7)

...

(8)

(9)

(10)

%30

%22

(11)

(12)

(13)

(14)

(15)

()

()

(16)

(17)

.

:

.

-

-

.

-

.

-

-

-

.

!

:

(1)

(2)

(3)

(4)

(5)

(6)

(7)

(8)

(9)

(10)

(11)

(12)

(13)

(14)

...

(1) UN. Child Mortality Since the 1960s: A data base for developing countries, New York: UN, PP. 120-124.

(2) Bucht, B. & El-Badry, M.A., Reflections on Recent Levels and Trends of Fertility and mortality in Egypt, Population Studies, 40(1), 1986, PP. 101-114.

: (3)
: " "
-
.87-64 1992

(4) Sayed, H.A. et al., Egypt Demographic and Health Survey (1988), Cairo: Egypt National Population Council, 1989, P. 6.

(5) Ibid., P. 88

() (6)
() 1989/7/1 :

(7) Sayed, H.A. et al., Op. Cit., P. 9

: (8)
.448-447 1983

: (9)
.1989

(10) Sayed, H.A. et al., Op. Cit., PP. 35-50.

: (11)

- Kaplan, R. et al., 1993, Health and human behavior, McGraw Hill, New York, P. 432.

(12) Misra, B.D., correlates of mate's attitudes toward Family Planning, in D.J. Bogue (ed.) Sociological Contribution to family Planning research, Chicago: University of Chicago Press, 1967, P. 168.

3 (13)
.181 1993

: " " (14)
.210-209 1992

(15)
.20-19 1981

: " " (16)

.56 1990

(17) Heiskanen, V.F., A cross-cultural content analysis of Family Planning Publications, in D. Bogue (ed.), Op. Cit., P. 71.

.1985 : (18)

: (19)

.1989

(20) El-Saaty, S. et al., Community participation, in family Planning: A Comparative field Study in Giza Governorate, Cairo: Egypt National Population Council, April 1991, P. 30.

(*)

:

-

-

:

"

"

Family Problem

-1

-2

-3

.()

-4

.()

-5

(16)

1995 (*)

:
 -1
 -2
 :
 -1
 -2
 -3
 -
 :
 -1
 -2
 -3
 :
 - -
 (-)

:

-1

-2

-3

-4

-5

-6

(1)

(2)

(3)

()
(4)()

(5)

. () ()
() ()
:
() -1
: " " -2
- -
() Westernization
:

— —

(6)

1992 1981

(7)

Vertically extended Families

(8) Horizontally extended Families

:

(9)

(10)

(11)

(12)

(13)

:

-1

:

)"

)

(

(14)

(15)

(

-2

(16)

-3

(17)

(18)

(19)

(20)

(21)

" :

()

Taboos

E.Bott

L.Rainwater

-1

-2

-3

(22)

:

(23)

(24)

869

:

(25)

(26)

(27)

(28)

()

:

-1

-2

-3

)

) (/) ((

1989

.1990

.(1990)

⁽²⁹⁾(1986)

- (/)
-

:

.(1333 706) -1

.(1746 433) -2

.(30)

-1

-2

(/) -3
.(/)

:" "2 " -1

"2 " -2

. ()
-3

"SPSS for Windows"

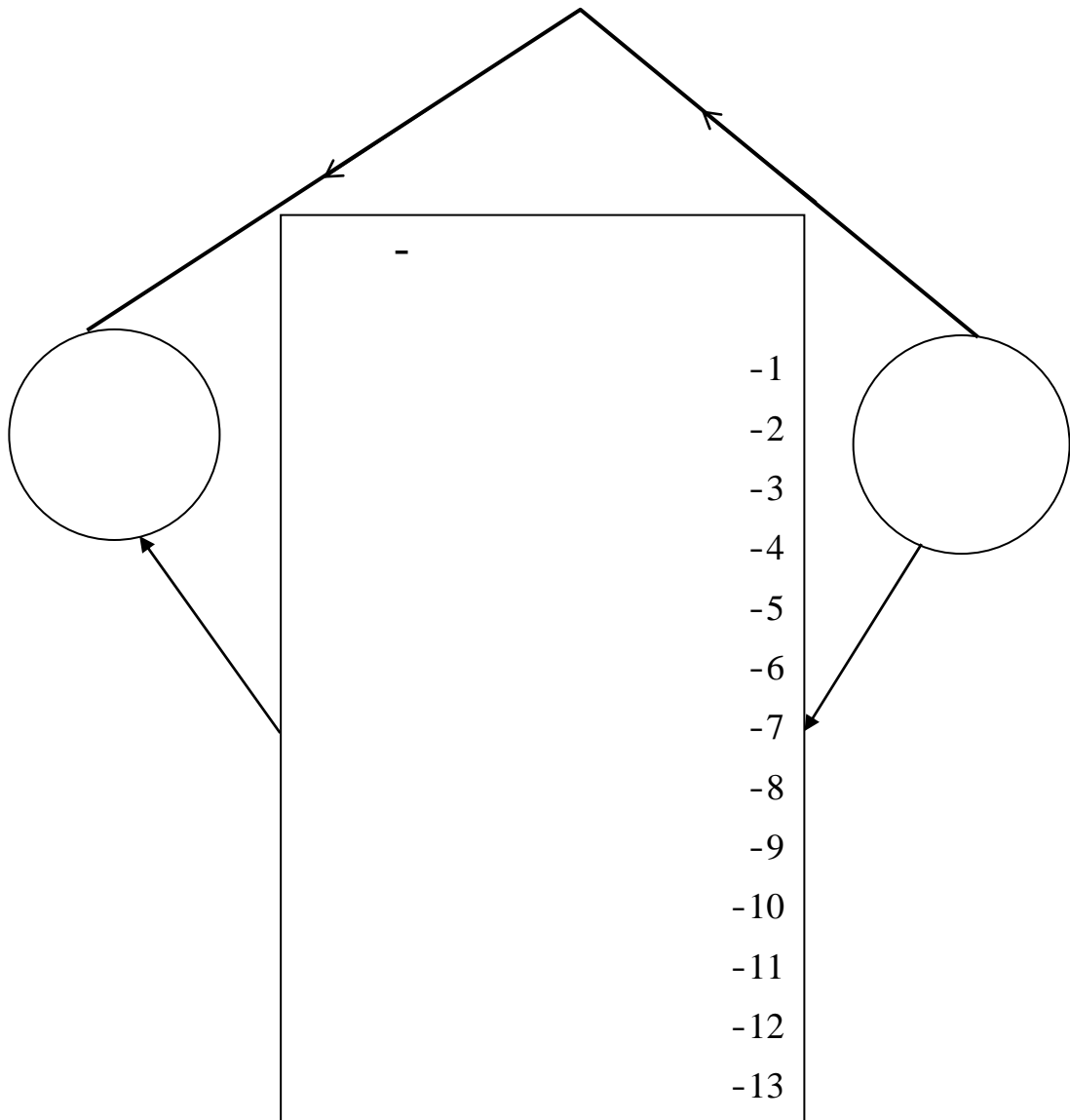
(31)

(32) Mortpak-Lite

() ()
.(-)

:

(1)



:

":

[] (1)

(2)

(2) (1)

6.8

6.3

(3)

(4)

(6) (5)

%41

%15

(6)

(7)

.(%70.3 %78.3)

%69 %76
(7)

.(9 8)
(8)

)
- (9) - .(

%5
KAP " "

(10)

.(12 11)

-

-

(33)

(12) (11)

(/)

:()

:

-1

-2

(13)

)

.(2

-

-

" "

.

.

-

- 49-45

5.9

4.6

7.1

)

5.8

.(3

.

.(

-

)

.

":

:

"

(14)

. 34-30

(15))⁽³⁴⁾

(16)

7.5 1.4

(35)

-1

-2

-3

-4

-5

(36)

(18) (17)

-1

-2

∴
(37)

(38)

— —
(39)

(21-19)

/
(19)

/

) (20) (40)

.(

/ (21)

(41)

1994

(42)

)

.(22

(23) :
(24)

(25)⁽⁴³⁾
:()

()

:
%89 0.89 (R²)
(.001) 2697.3 " "
:
(%13) (%82)
(%2) (%3)
:

$$\text{CHILDET} = 0.648544 + 0.964373 \text{ CHILDST} + 0.038330 \text{ CMARRDUR} - 0.022551 \text{ WAGEAMAR} - 0.110127 \text{ HOCCUPA}$$

: ()

(%5) (%10) (%74) (%7) (%4)
 . (%65)) 2550.07 " "
 : .(0.01

$$\text{CHILDET} = 0.295230 + 0.232962 \text{ CMARRDUR} - 0.170966 \text{ WEDUCAT} + 0.347502 \text{ KOCONTRA} - 0.2695901 \text{ CUOCONTR} + 0.296645 \text{ EUOCONTR}$$

()

) %55 428.2 " "
 .(0.01
 (%37) :
 (%8) (%17) (%32)
 : .(%6)

$$\text{CHILDET} = 3.320874 - 0.185698 \text{ WEDUCAT} - 0.216484 \text{ CUOCONTRA} - 0.104724 \text{ HEDUCAT} - 0.160102 \text{ WAGEAMAR} + 0.141879 \text{ WAGE}$$

()

159.3 =) %65 (0.01 (%17) (%56)
 : (%11) (%7) (%9)
 :

$$\text{CHILDET} = 1.373012 + 0.194344 \text{ CMARRDUR} - 0.233478 \text{ WEDUCAT} +$$

0.565667 KOCONTRA – 0.451476 CUOCONTR + 0.443849
EUOCONTR

.

.

:

-1

.

-2

.

.

.

-3

.

.

(1) Davis, K. (1955), Institutional Patterns favoring high fertility in underdeveloped areas, *Eugenics Quarterly*, 2, PP. 34-37.

: (2)

- Davis, K. & J. Blake (1956), social structure and fertility: An analytic framework, *Economic Development & Cultural Change*, Vol. 4, PP. 211-235.

: (3)

- Rosen, B. & A. Simmons (1971), Industrialization, family and fertility: A Structural – Psychological analysis of the Brazilian Case, *Demography*, 8(1), PP. 49-69.

- Ramu, G.N. (1988), *Family Structure and Fertility: Emerging Patterns in an Indian City*, New Delhi: Sage Publications, P. 14.

(4) Cogswell, B. & M. Sussman (1979), "Family and Fertility: The effects of heterogenous experience", PP. 183-202 in W.R. Burr et al (eds.) *Contemporary Theories About the family: Research – based Theories*, Vol. 1, New York: The Free Press.

: (5)

- Caldwell, J. (1976), Toward a restatement of demographic transition theory, *Population & Development Review*, 2-3, PP. 321-366.

- (1982), *Theory of fertility decline*, London & New York: Academic Press, PP. 333-351.

- (1983), "Direct Economic Costs and benefits of Children", in Bulatao & R. Lee (eds.) *Determinants of fertility in developing Countries*, New York: Academic Press, P. 459.

(1994) (6)

(2-1) 22 :

.102

(7) Dow, T.E et al. (1994), wealth and fertility decline in Rural Kenya:1981-92. *Population & Development Review*, 20(2), P. 362.

(8) Burch, T. & M. Gendell (1970), Extended Family Structure and Fertility: Some Conceptual and Methodological Issues, *Journal of Marriage & The Family*, 32(2), PP. 227-236.

(9) Cain, M. (1982), Perspectives on family and fertility in Developing Countries, Population Studies, 36(2), PP. 159-175.

: (10)

- Freedman, R. et al., (1964), Fertility and family Planning in Taiwan: A Case Study of the demographic Transition, AJS, 70(1), PP. 16-27.

- (1982), Household Composition, extended Kinship and reproduction in Taiwan: 1973-1980, Population Studies, 36(3), PP. 395-411.

(11) Lorimer, F. (1954), "General Theory", in F. Lorimer et al. (eds.), Culture and human fertility, Paris: UNESCO, P. 201.

(12) Chandrasekhar, S. (1955), Cultural barriers to family Planning in Underdeveloped Countries, Proceedings of the Fifth International Conference on Planned Parenthood, London, PP. 64-70.

: .

- Karkal, M. (1975), The Family and fertility, Journal of Family Welfare, 22(1), P. 18.

(13) Davis, K. (1955), Op. Cit.

(14) Levy, M. (1965), "Aspects of the analysis of family structure", PP. 1-63, in A.J. Coale et al (eds.), Aspects of the analysis of Family Structure, Princeton, New Jersey: Princeton Univ. Press

(15) Burch, T. (1967), The Size and Structure of families: A Comparative analysis of census data, ASR, 32(3), PP. 347-363.

(16) Ramu, G.N., Op. Cit, P. 15.

(17) Burch, T. Op. Cit.

(18) Nag, M. (1975), "Marriage and kinship in relation to Fertility", PP. 11-54, in M. Nag (ed.) Population and social organization, The Hague, Netherlands: Mouton Publishers.

:

- Nag, M. (1975), "Socio-cultural patterns, Family Cycle and fertility", PP. 305-306, in United nations: the Population Debate: Dimensions and Perspectives, Vol. II, new york: UN

(19) Caldwell, J. et al. (1982), Illustrative analysis: Family Structure and Fertility, WFS Scientific Reports, No. 39, Voorburg, Netherlands: International Statistical Institute, P. 52.

(20) Paydarfar, A. (1987), marital fertility and family Structure among the

Urban Population of Iran, *Journal of Comparative Family Studies*, 18(3), PP. 389-402.

(21) Bebarta, P. (1977), *family type and fertility in India North Quincy: Mass: Christopher Publishing Co., P. 31.*

(22) Stokes, C.S. (1973), *family structure and Socio-economic differentials in fertility, Population Studies*, 27(2), PP. 295-304.

(23) Goode, W. (1962), *world revolution And Family Patterns*, Glencoe: The Free Press.

(24) Caldwell, J. (1976), *Op. Cit.*

(25) Paydarfar, A., *Op Cit., P. 391.*

(26) Caldwell, J. et al., *Op. Cit., P. 52.*

(27) Burch, T. (1983), "The impact of forms of families and sexual Unions and dissolution of Unions on fertility", PP. 532-561, in R. Bulatas (ed.) *Determinants of fertility in developing Countries*, New York: Academic Press.

: (28)

- Back, K. & P. Hass (1973), "Family structure and fertility Control", PP. 77-105, in J. Fawcett (ed.) *Psychological Perspectives on Population*, new York: Basic Books Inc. Publishers.

- Leslie, G. (1973), *The family in social context*, 2nd ed, New York: Oxford Univ. Press, PP. 221-251.

- Ryder, N. (1983), "Fertility and family Structure", *Population Bulletin of the United nations*, No. 15, New York: UN, PP. 15-34.

: %61.5 %69.1 (29)

: %26.4 %19.4

: -

: :

: .191 1993 :

: .Karkal, M. *Op. Cit., P. 20* : (30)

(31) Nourisis, M.J. (1992), *SPSS for Windows: Base System User's Guide (Release 5.0)*, Chicago: SPSS Inc.

(32) United Nations (1988), *Mortpak-Lite: The United Nations Software Package for Mortality Measurement*, New York: STIESA/SER.A/104.

: (33)

1992 : .226-225
.210-209 : (34)
: ()
- Loza, S. (1982), Differential age at marriage and fertility in Egypt, in Cairo Demographic Center Research Monograph Series, No. 10, PP. 51-66.
(35) Caldwell, J.C. (1982), Theory of Fertility decline, Op. Cit., PP. 303-305.
: (36)
- Nayar, P. (1974). The influence of education on Fertility Journal of Family Welfare, 20(3), PP. 28-36.
(37) United Nations (1973), The determinants and Consequences of Population trends, Vol. 1, new York: UN, P. 98.
: (38)
- Walte, L. & R. Stolzenberg (1976), Induced Childbearing and labor force Participation of young Women: Insights from non-recursive models, ASR, 41, PP. 235-251.
(39) Campbell, A. (1983), Manual of fertility analysis, New York: Longman Group Ltd, P. 76.
: (40)
- Goldstein, S. (1972), The influence of labor force participation and education on fertility in thailand, Population Studies, 26, PP. 419-436.
(41) Smith-Lovin, L. & A. Tickamyer (1978), non recursive Models of Labor Force Participation, fertility behavior and Sex role attitudes, ASR, 43(4), P. 542.
: (42)
1994 13-5 -
.51-46
: (43)
: (1989) -

-

-

(1)

%		%		%		%		
0.9	4	1.2	21	3.1	22	1.3	17	19-15
10.6	46	8.3	145	19.8	140	14.6	195	24-20
27.9	121	25.0	436	28.3	200	27.2	362	29-25
22.2	96	19.2	336	15.6	110	18.4	245	34-30
16.9	73	21.4	374	12.7	90	18.1	241	39-35
11.3	49	15.0	262	10.8	76	12.8	170	44-40
10.2	44	9.9	172	9.6	68	7.7	103	49-45
100.0	433	100.0	1746	100.0	706	100.0	1333	
32.7		33.7		31.1		32.1		(X)
7.570		7.375		8.115		7.491		(SD)
() 11.924				(0.01) 29.675				2
(0.01) 2.45				(0.01) 2.90				

(2)

%		%		%		%		
-	-	0.1	1	-	-	0.1	1	20 >
2.3	10	0.6	10	4.1	29	1.7	23	24-20
9.2	40	7.7	134	13.2	93	11.6	155	29-25
22.4	97	19.8	345	25.5	180	19.3	257	34-30
24.5	106	21.7	379	21.2	150	23.2	309	39-35
14.1	61	18.5	323	11.2	79	17.8	237	44-40
12.7	55	16.1	281	9.6	68	12.8	170	49-45
14.8	64	15.6	273	15.2	107	13.6	181	+ 50
100.0	433	100.0	1746	100.0	706	100.0	1333	
39.0		40.2		37.8		38.9		(X)
8.931		8.551		9.815		8.745		(SD)
(0.01) 21.689				(0.01) 38.392				2
(0.01) 2.58				(0.01) 2.63				

(3)

%		%		%		%		
30.0	130	27.8	485	54.7	386	42.7	569	20>
52.4	227	47.5	829	39.2	277	46.5	620	24-20
16.4	71	21.5	375	5.2	37	10.3	137	29-25
1.1	5	3.3	57	0.8	6	0.05	7	+30
100.0	433	100.0	1746	100.0	706	100.0	1333	
21.2		21.8		19.3		20.2		(X)
3.624		3.896		3.175		3.241		(SD)
(0.05) 12.174		(0.01) 34.203		2
(0.01) 2.65		(0.01) 5.80		

(4)

%		%		%		%		
23.1	100	21.6	378	23.8	168	21.7	289	4-1
29.3	127	24.8	433	26.9	190	24.1	321	9-5
15.0	65	18.3	319	16.4	116	18.4	245	14-10
12.5	54	14.1	246	11.0	78	14.3	191	19-15
9.7	42	13.0	227	9.9	70	13.1	174	24-20
7.2	31	6.1	106	7.9	56	7.0	93	29-25
3.2	14	2.1	37	4.0	28	1.5	20	+30
100.0	433	100.0	1746	100.0	706	100.0	1333	
11.5		11.8		11.8		12.00		(X)
8.416		7.992		8.697		7.933		(SD)
() 11.409		(0.01) 23.447		2
() 0.83		() 0.58		

(5)

%		%		%		%		
24.7	107	14.9	261	50.4	356	41.0	546	
4.8	21	4.8	84	5.8	41	4.1	55	
13.4	58	10.0	175	8.6	61	9.2	123	
33.3	144	28.8	503	26.2	185	26.7	356	
6.2	27	5.9	103	2.0	14	5.5	73	
17.6	76	35.5	620	6.9	49	13.5	180	
100.0	433	100.0	1746	100.0	706	100.0	1333	
(0.01) 60.678				(0.01) 43.239				2

(6)

%		%		%		%		
13.9	60	7.9	138	30.2	213	22.8	304	
4.8	21	4.7	82	8.6	61	8.2	109	
12,	52	7.8	136	13.2	93	10.0	133	
32.8	142	23.8	416	27.5	194	27.2	362	
7.6	33	6.4	111	4.2	30	5.6	74	
28.9	125	49.4	863	16.3	115	26.3	351	
100.0	433	100.0	1746	100.0	706	100.0	1333	
(0.01) 64.789				(0.01) 36.162				2

(7)

%		%		%		%		
28.9	125	22.3	389	28.8	203	21.3	284	(*) /
68.8	298	76.0	1327	70.3	496	78.3	1044	(*) /
0.7	3	1.0	17	-	-	0.2	2	
1.6	7	0.4	7	0.6	4	0.2	2	
-	-	0.3	6	0.4	3	0.1	1	
100.0	433	100.0	1746	100.0	706	100.0	1333	
(0.01) 18.551				(0.01) 21.356				2
(*)								

(8)

%		%		%		%		
38.6	167	47.3	826	21.2	150	32.6	434	
61.4	266	52.7	920	78.8	556	67.4	899	
100.0	433	100.0	1746	100.0	706	100.0	1333	
(0.01) 10.685				(0.01) 28.896				2

(9)

%		%		%		%		
22.8	38	13.0	107	4.7	7	3.9	17	(*) /
77.2	129	87.0	719	95.3	143	96.1	417	(*) /
100.0	167	100.0	826	100.0	150	100.0	434	
(0.01) 10.700				() 0.159				2
								.(7) (*)

(10)

%		%		%		%		
90.8	393	95.8	1673	86.0	607	91.9	1225	
9.2	40	4.2	73	14.0	99	8.1	108	
100.0	433	100.0	1746	100.0	706	100.0	1333	
(0.01) 18.045				(0.01) 17.738				2

(11)

%		%		%		%		
63.5	275	70.3	1227	51.4	363	57.6	768	
36.5	158	29.7	519	48.6	343	42.4	565	
100.0	433	100.0	1746	100.0	706	100.0	1333	
(0.01) 7.413				(0.01) 7.178				2

(12)

								(*)
%		%		%		%		
61.9	268	69.1	1206	48.3	341	64.7	862	
32.6	141	25.5	445	41.4	292	29.0	387	
5.5	24	5.4	95	10.3	73	6.3	84	
100.0	433	100.0	1746	100.0	706	100.0	1333	
(0.01) 9.109			(0.01) 41.781			2		
(*)								

(13)

(pi)

(pi)			(pi)			(pi)			(pi)			
0.250	1	4	0.476	10	21	0.818	18	22	0.882	15	17	19-15
1.239	57	46	1.297	188	145	1.700	245	140	1.574	307	195	24-20
2.132	258	121	2.060	898	436	2.905	581	200	2.619	948	362	29-25
2.990	287	96	2.771	931	336	4.073	448	110	3.780	926	245	34-30
4.397	321	73	3.751	1403	374	5.800	522	90	4.801	1157	341	39-35
5.592	274	49	4.256	1115	262	6.711	510	76	5.700	969	170	44-40
5.841	257	44	4.645	779	172	7.132	485	68	5.942	612	103	49-45
3.374	1461	433	3.061	5344	1746	3.979	2809	706	3.701	4934	1333	
6.37			4.82			6.81			6.49			
0.61			0.53			0.63			0.58			
(0.01) 22.787						(0.01) 81.907						2
(0.01) 5.26						(0.01) 4.78						

(14)

(pi)

(pi)			(pi)			(pi)			(pi)			
-	-	-	0.00		1	-	-	-	1.00	1	1	20>
1.300	13	10	0.500	5	10	1.103	32	29	1.217	28	23	24-20
1.300	52	40	1.306	175	134	1.677	156	93	1.697	263	155	29-25
1.948	189	97	1.858	641	345	2.727	491	180	2.455	631	257	34-30
2.736	290	106	2.689	1019	379	3.713	557	150	3.204	990	309	39-35
3.918	239	61	3.427	1107	323	4.975	393	79	4.456	1056	237	44-40
5.364	295	55	4.185	1176	281	6.294	428	68	5.288	899	170	49-45
5.984	383	64	4.473	1221	273	7.028	752	107	5.890	1066	181	+50
3.374	1461	433	3.061	5344	1746	3.979	2809	706	3.701	4934	1333	
(0.01) 346.7			(0.01) 889.2			(0.01) 554.7			(0.01) 751.9			2
0.69			0.58			0.66			0.61			

(15)

(pi)

(pi)			(pi)			(pi)			(pi)			
4.738	616	130	4.252	2062	485	4.622	1784	386	4.459	2537	569	20>
2.921	663	227	2.685	2226	829	3.242	898	277	3.174	1968	620	24-20
2.437	173	71	2.477	929	375	3.081	114	37	2.964	406	137	29-25
1.800	9	5	2.228	127	57	2.167	13	6	3.286	23	7	+30
3.374	1461	433	3.061	5344	1746	3.979	2809	706	3.701	4934	1333	
(0.01) 95.1			(0.01) 329.9			(0.01) 76.8			(0.01) 145.8			2
0.41-			0.36-			0.30-			0.30-			

(16)

(pi)

(pi)			(pi)			(pi)			(pi)			
1.100	110	100	1.159	438	378	1.208	203	168	1.388	401	289	4-1
2.488	316	127	2.460	1065	433	2.932	557	190	2.807	901	321	9-5
3.462	225	65	3.263	1041	319	4.431	514	116	3.812	934	245	14-10
5.167	279	54	4.024	990	246	5.526	431	78	4.906	937	191	19-15
5.810	244	42	4.520	1026	227	7.057	494	70	5.787	1007	174	24-20
6.194	192	31	5.075	538	106	6.607	370	56	6.505	605	93	29-25
6.786	95	14	6.649	246	37	8.571	240	28	7.450	149	20	+30
3.374	1461	433	3.061	5344	1746	3.979	2809	706	3.701	4934	1333	
(0.01) 561.4			(0.01) 1698.8			(0.01) 987.4			(0.01) 1350.5			2
0.82			0.73			0.82			0.76			

(17)

(pi)

(pi)			(pi)			(pi)			(pi)			
5.047	540	107	4.743	1238	261	5.028	1790	356	4.773	2606	546	
4.619	97	21	4.369	367	84	4.268	175	41	4.273	235	55	
3.914	227	58	4.103	718	175	4.148	253	61	4.163	512	123	
2.597	374	144	2.785	1401	503	2.378	440	185	2.803	998	356	
2.111	57	27	2.340	241	103	3.071	43	14	2.575	188	73	
2.184	166	76	2.224	1379	620	2.204	108	49	2.194	395	180	
3.374	1461	433	3.061	5344	1746	3.979	2809	706	3.701	4934	1333	
(0.01) 184.2			(0.01) 589.3			(0.01) 196.2			(0.01) 360.1			2
0.45-			0.46-			0.46-			0.46-			

(18)

(pi)

(pi)			(pi)			(pi)			(pi)			
4.983	299	60	4.406	608	138	5.052	1076	213	4.601	1399	304	
5.810	122	21	4.780	392	82	5.016	306	61	5.055	551	109	
2.808	198	52	4.243	577	136	4.731	440	93	4.549	605	133	
2.951	419	142	3.163	1316	416	3.82	598	194	3.423	1239	362	
2.515	83	23	2.874	319	111	3.833	115	30	3.054	226	74	
2.720	340	125	2.470	2132	863	2.383	274	115	2.604	914	351	
3.374	1461	433	3.061	5344	1746	3.979	2809	706	3.701	4934	1333	
(0.01) 138.8			(0.01) 362.3			(0.01) 195.2			(0.01) 256.6			2
0.32-			0.37-			0.35-			0.34-			

(19)

(pi)

(pi)			(pi)			(pi)			(pi)			
4.008	501	125	3.620	1408	389	5.128	10412	203	4.729	1343	784	/
3.057	911	298	2.886	3830	1327	3.520	1746	496	3.406	3556	1044	/
5.000	15	3	4.00	68	17	-	-	-	7.500	15	2	
4.857	34	7	3.143	22	7	4.750	19	4	8.500	17	2	
-	-	-	2.667	16	6	1.000	3	3	3.000	3	1	
3.374	1461	433	3.061	5344	1746	3.979	2809	706	3.701	4934	1333	
(0.05) 105.6			(0.05) 116.5			(0.01) 114.3			(0.01) 200.2			2
0.18-			0.88-			0.38-			0.30-			

(20)

(pi)

(pi)			(pi)			(pi)			(pi)			
2.880	481	167	2.609	2155	826	2.920	438	150	2.984	1295	434	
3.684	980	266	3.466	3189	920	4.264	2371	556	4.048	3639	899	
3.374	1461	433	3.061	5344	1746	3.979	2809	706	3.701	4934	1333	
(0.01) 135.1			(0.01) 125.4			(0.01) 37.8			(0.01) 82.9			2
0.18-			0.25-			0.32-			0.29-			

(21)

(pi)

(pi)			(pi)			(pi)			(pi)			
3.421	130	38	2.430	260	107	5.286	37	7	4.118	70	17	/
2.721	351	129	2.636	1895	719	2.804	401	143	2.938	1225	417	/
2.880	481	167	2.609	2155	826	2.920	438	150	2.984	1295	434	
() 11.3			() 15.0			(0.01) 43.9			(0.05) 17.5			2
0.23-			0.24-			0.22-			0.27 -			

(22)

(pi)

(pi)			(pi)			(pi)			(pi)			
3.206	1260	393	3.052	5106	1673	3.751	2277	607	3.687	4516	1225	
5.025	201	40	3.260	238	73	5.374	532	99	3.870	418	108	
3.374	1461	433	3.061	5344	1746	3.979	2809	706	3.701	4934	1333	
(0.01) 95.2			(0.01) 49.5			(0.01) 43.0			(0.01) 59.1			2
0.30-			0.05-			0.25-			0.04-			

(23)

(pi)

(pi)			(pi)			(pi)			(pi)			
3.342	919	275	3.282	4027	1227	4.088	1484	363	3.945	3030	768	
3.430	542	158	2.538	1317	519	3.863	1325	343	3.370	1908	565	
3.374	1461	433	3.061	5344	1746	3.979	2809	706	3.701	4934	1333	
(0.01) 82.6			(0.01) 242.8			(0.01) 76.3			(0.01) 147.2			2
0.10-			0.35-			0.13-			0.25-			

(24)

(pi)

(pi)			(pi)			(pi)			(pi)			
3.392	909	268	3.155	3805	1206	4.141	1412	341	3.816	3289	862	
3.461	488	141	2.978	1325	445	3.983	1163	292	3.618	1400	387	
3.416	1397	409	3.107	5130	1651	4.068	2575	633	3.754	4689	1249	
(0.01) 86.4			(0.01) 171.6			(0.01) 77.7			(0.01) 113.02			2
0.11-			0.19-			0.15-			0.16-			
												(*)

(25)

(pi)

(pi)			(pi)			(pi)			(pi)			
0.043	1	23	0.074	6	81	0.103	4	39	0.029	1	35	
2.206	578	262	2.282	2674	1172	2.335	829	355	2.334	1734	743	3-1
5.136	565	110	5.059	2216	438	5.511	1284	233	5.167	2377	460	6-4
8.342	317	38	8.145	448	55	8.759	692	79	8.653	822	95	+7
3.374	1461	423	3.061	5344	1746	3.979	2809	706	3.701	4934	1333	
(0.01) 1091.2			(0.01) 3886.8			(0.01) 1593.7			(0.01) 3185.7			2
0.99			0.98			0.98			0.97			

() :()

																			**0.85
																	*0.08-	*0.08	
																	-	**0.84	**0.91
																**0.33	**0.49	-	-
													**0.41	**0.41	**0.24	**0.21	-	-	
												**0.79	**0.28	**0.14	**0.12	-	-	-	
											**0.48	**0.39	-	**0.22	0.02-	0.03-	-	-	
													**0.13	-	-	0.03	-	-	
										**0.26	-	**0.46	**0.58	**0.19	**0.37	**0.09	0.03	-	
									**0.99	-	-	-	**0.18	-	**0.09	0.03	-	-	
									**0.26	**0.46	**0.58	**0.37	**0.37	**0.37	**0.09	0.03	-	-	
								**0.19	**0.19	**0.18	**0.29	**0.35	**0.58	**0.25	**0.49	**0.51	()	()	
								**0.21	**0.14	**0.15	-	-	**0.58	-	**0.46	**0.50	()	()	
							**0.78	**0.78	**0.22	**0.22	**0.14	**0.27	**0.34	**0.26	**0.61	**0.64	()	()	
							**0.69	**0.14	**0.93	**0.19	**0.20	-	**0.54	-	**0.45	**0.47	()	()	
										**0.17	**0.28	**0.34	**0.55	**0.22	**0.44	**0.48	()	()	
					**0.12	**0.71	**0.95	**0.15	**0.13	**0.13	-	-	**0.55	-	**0.44	**0.48	()	()	
					**0.76	**0.73	**0.94	**0.75	**0.71	**0.22	**0.22	-	**0.73	-	**0.60	**0.64	()	()	
										**0.19	**0.35	**0.44	0.01	**0.30	0.003-	0.01-	()	()	
				0.01	0.05	0.03-	0.02	0.04	0.004	**0.09	**0.09	0.07-	-	0.01	0.06-	0.003-	0.01-	()	
												**0.16	**0.14	-	-	-	-	-	
		**0.34	-	-	-	-	-	-	**0.12	**0.12	-	0.05-	-	0.01	-	-	-	-	
		**0.14	**0.10	**0.11	**0.12	**0.10	**0.10	**0.10	**0.12	**0.12	**0.14	**0.13	**0.19	**0.19	**0.19	**0.19	**0.19	**0.19	
	**0.35	**0.28	-	0.06-	-	*0.09-	*0.05-	*0.09-	*0.09	*0.09	*0.08	0.06-	0.04-	0.06-	0.05-	0.05-	*0.08-	()	
		**0.11			**0.11														

0.01 *
0.001 *

() : ()

																			**0.90
																0.08 -	-	-	0.001
															**0.36	**0.87	**0.93		
														-0	**0.42	-	-		
													**0.41	**0.27	**0.28				
												**0.75	-	**0.38	-	-			
												**0.35	**0.23	**0.20	**0.23				
											**0.48	**0.39	-	**0.16	-	-			
												-	**0.22	**0.16	**0.19				
											-	-	**54. -	**0.22	**39. -	**0.13	0.08		
										**0.22	**0.43	-	-	-	-	-	-		
									**0.99	-	-	-	**0.22	-	**0.13	0.08			
									**0.22	**0.43	**0.54	-	**0.39	-	**0.13	0.08			
								**0.16	**0.16	-	-	**0.66	**0.27	**0.56	**0.60	()			
							**0.30	**0.16	**0.16	**0.21	**0.31	**0.35	**0.62	**0.52	**0.56	()			
									**0.19	**0.28	**0.33	-	**0.28	**0.68	**0.72	()			
						**0.80	**0.81	**0.20	**0.20	**0.25	**0.37	**0.42	**0.79	**0.34	**0.58	**0.58	()		
						**0.73	**0.24	**0.93	**0.16	**0.17	-	-	**0.64	**0.27	**0.56	**0.58	()		
					**0.21	**0.72	**0.94	**0.24	**0.14	**0.14	**0.18	**0.28	**0.33	**0.58	**0.48	**0.53	()		
									**0.16	**0.24	**0.31	-	**0.78	**0.25	**0.48	**0.53	()		
				**0.78	**0.77	**0.94	**0.76	**0.75	**0.19	**0.19	-	-	**0.78	-	**0.67	**0.71	()		
			**0.14	*0.12	*0.11	**0.17	**0.12	**0.15	0.08	0.08	**0.22	**0.34	**0.41	**0.33	**0.67	**0.71	()		
											**0.15	**0.18	**0.21	**0.13	0.08 -	*0.10	*0.11		
		**0.41	0.09 -	0.03 -	-	0.04 -	0.01 -	0.06 -	0.07	0.07	0.08 -	-	0.09 -	0.01 -	-	-	-		
					*0.11						*0.11	*0.11	**0.12	**0.13	**0.13	**0.14			
**0.37	**0.26	-	-	0.05 -	0.09 -	*0.11	0.03 -	*0.11	*0.11	0.03 -	0.09 -	0.05 -	0.07 -	0.03 -	0.06 -	0.09 -			
		*0.12	**0.13																

0.01
0.001 *
**

() ()

																		**0.90
																	-	0.20-
																**0.18	**0.88	**0.90
															**0.44	-	-	-
														-	**0.51	-	-	-
													**0.42	**0.40	**0.27	**0.22	**0.13-	
											**0.72	-	**0.28	**0.16	-	-	-	
											**0.48	**0.35	0.04-	**0.19	0.04	0.04	0.04	
											-	*0.13	-	-	0.06	0.03-		
									**0.20	**0.31	**0.49	-	**0.27	-	0.06	0.03-		
								**0.99	-	-	-	*0.13	**0.37	0.06	0.03-			
								**0.20	**0.31	**0.48	-	**0.37	-	-	-	-	-	
								*0.14	*0.15	0.04-	-	-	**0.63	**0.57	**0.54	()		
								**0.25	0.12	0.12	0.12-	**0.28	**0.39	**0.33	**0.50	**0.53	()	
								**0.29	**0.36	**0.60	**0.29-	**0.50	**0.53					
							**0.78	**0.80	**0.16	**0.17	0.10-	-	**0.78	-	**0.68	**0.68	()	
							**0.76	**0.22	**0.97	0.12	*0.13	0.06-	**0.36	**0.48	**0.40	-	-	
											**0.27	**0.29	**0.62	**0.32	**0.55	**0.54	()	
					**0.17	**0.71	**0.96	**0.19	0.11	0.11	0.10-	-	**0.54	-	**0.47	**0.48	()	
				**0.76	**0.77	**0.97	**0.77	**0.76	-*0.15	**0.16	0.10-	**0.27	**0.34	**0.27	**0.27	**0.67	**0.67	()
				**0.21	**0.14	**0.18	**0.23	**0.17	**0.18	0.10	0.11	0.09-	-	**0.17	*0.15	*0.13		
				-	0.01-	0.004-	0.01-	0.02	0.01	0.02	**0.18	**0.19	*0.14-	-	0.11-	0.03-	0.10-	*0.13-
	**0.43	**0.29	0.04-	0.02-	0.04-	0.04-	0.02-	0.04-	**0.15	**0.16	0.07-	*0.13-	*0.160	0.01-	0.06-	0.04-	0.03-	

0.01
0.001

*
**

]

1989

]

200

() : - 6
()
()
()
()
()

() / : - 7
() /
()
()
()

() : - 8
()

() / : - 9
() /

() : -10
()

() : -11
()

() : -12
()

:

- 13

()

()

()

:

-14

()

()

()

(*)

:

Fertility Transition

.Marriage Cohort "

(*)

.2005 4-3

.

.

:

()

- - -

:

- - -

(1)

.

:

(1979)

" "

" "

- -

Westernization

(1983)

.

.

:

-1

:

-2

(2)

-3

:

-1

-2

-3

-4

-

-

(4)

(7) (6)

(3)

(5)

(2)

(1) :

(3)

.

/

()

(1)

-

(2)

:

-

()

()

-

(

" " " "

()

)

(

(1966)

(1972)

)

(

(8)

(9)

(

)

()

(10)

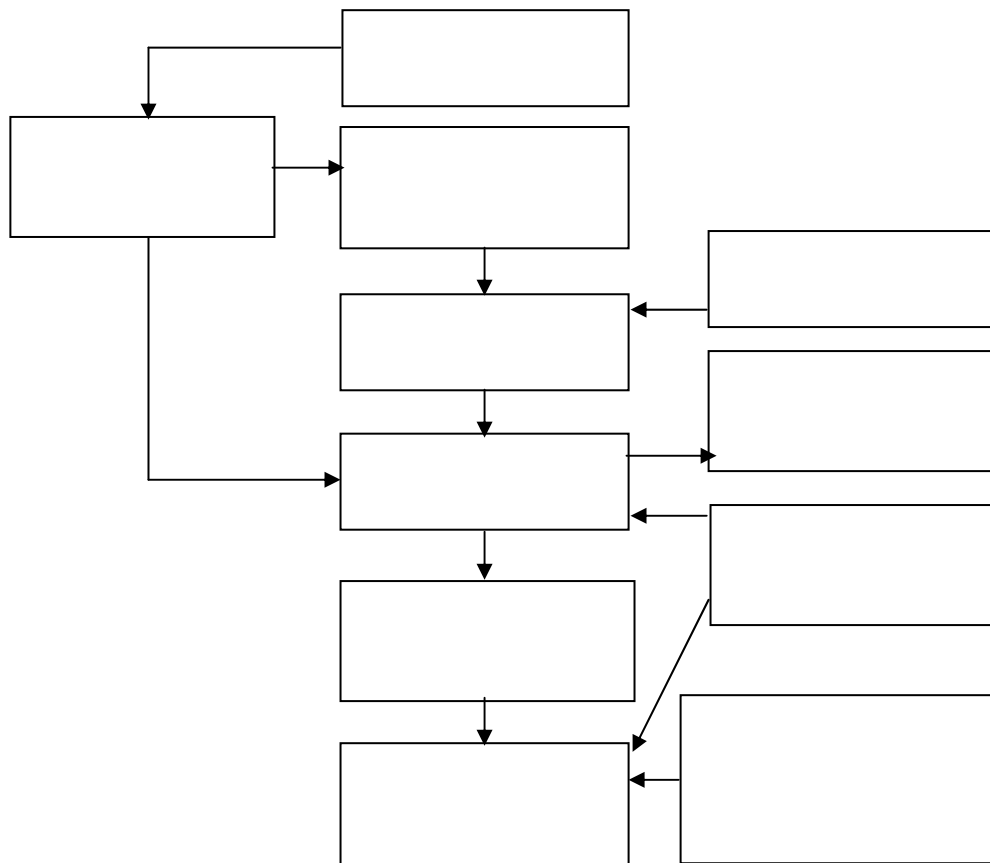
DHS

:() / :

(3)

(1)
(2)

(1)



:

44-15

(11)

) 1949

(1)

.(
44 40

31 23
19 9

42.2

15.7 26.5
 .
 1897
 .%1.7 %1.1 1947
 .()
 9.7 .
 1947 19 1897
 .
 (2)
 .() 1969 1950
 44 40 :
 19 15 41.7
 . 16.8
 24.9 26 24
 %2.3 1960 1947
 %2.1 1976 1960
 .
 (3)
 .() 2000 1970
 - -
 39.6
 . 27.4
 .(2)
 216

1976
27
1989 1975
%2.86 1986
(2)
2000 1906

.41 2004 2
1990
27.5) 1995
(6.5
- - 21
. 2.1 1996 1986
38 1947 19

1976
 (12) 50
 73
 (13)(2006)
 1976 30
 .2006 1996 %2.01 .2006
 87
 142 2016
 .2041 35

- -

(14)

(15)

- -

(16)

2041 142
 6.5

(17)

%10 1997 %50

"
The Demographic Window "

() ()

:

-

-

:

:

:

:

"

"

-1

()

-2

:

" "

-3

6

.(12)

%50

%120

(18)

:

:

2005-1986
1992 1988

2.9

3.5

2.7

-

-

3

2005

5.4

3.4 (1988)

(2005)

(1)

(TFR)

(2005-1986)

2005	2000	1995	1992	1991	1988	
2.7	3.1	3.0	2.9	3.3	3.5	
3.4	3.9	4.2	4.9	5.6	5.4	
2.5	2.9	2.8	2.7	2.9	3.0	
2.9	3.2	3.2	3.7	-	4.5	
2.7	3.1	2.7	2.8	3.5	3.8	
3.0	3.3	3.5	4.1	4.9	4.7	
3.7	4.2	4.7	5.2	-	5.4	
3.1	3.4	3.8	3.6	3.9	4.2	
3.9	4.7	5.2	6.0	6.7	6.2	
3.3	3.8	4.0	-	-	-	
3.1	3.5	3.6	3.9	4.1	4.4	

(2005)

:

:

.48 (5-4) 2006
 .2005 1988
 6.2
 .2005 3.9 1988
) 1988 4.7
 .⁽¹⁹⁾2005 3 (2000

. 2.1
 - -

(20)

Marriage () Fertility Transition () Cohort

" "

(20)

:

:

.Longitudinal

(21)

(1) :

:

(3)

(2)

:

(5)

(4)

(6)

11

:

19

. Cohort Fertility " "
 ()
 .Period Fertility

:

Cumulative Fertility

()
(22)

50

:

(23)

9

. 20

-

:

1996 1986 1976

:

	(4554)	1976	(3541)	-1
			%2.5	1986
		.%2.1	1996	(5579)
				.1996-1976
	(3432)	2004	(6810)	(3378)
				-2
1996	1976		102	
	108		1986	2004
				-3
	%40	15	.1996	%46
98	1986	78	1976	73
				1996
		.()	
			-	-4
	%69			-
				-5
	%29	%43.7	1996	%48.4
			%67.4	1976
				%67.2
				%91.3
1976	%50			-6
			1996	%21

1996 1986
 %10 .2005 ()
 (245) (250)
 :
 %17.1 %78.4 -1
 %4.5
 %89.4 (%10.6)
 %20 %38.8 -2
 1996
 %21.6 -3
 35.1 -4
 28.5 23.5 18.3
 17
 :
 3.5
 .(1) 2000 4.7

(3.5) .(3.3)

- - .

. . 18

. 1.8

. 7.1 :

50 6.2 19-15 0.667

. .

5.7 (4-0) 0.8

. 25

%54 .

. %23

%70

. %1

(2)

	+20	19-11	10≤	
3.5	5.3	3.3	1.8	
54.4	36.0	73.0	62.0	(%)
20.7	20.6	20.9	20.8	()
26.1	26.3	26.3	26.3	()

%62

%36

- -

26

21

- -

:

(3)

	+20	19-10	10≤	
18.3	16.3	18.4	20.1	
20.1	18.4	20.3	21.8	
2.0	1.9	2.0	2.2	
28.0	31.4	28.3	24.1	
9.5	13.4	8.4	3.9	:
0.8	0.7	1.0	1.9	()
10	8	12	23	()

20 - 20.1 16.3
 22 18 (10≤)

31

24.1

20

(4)

()

²		+20	19-11	10≤	
×	84.1	77.4	88.1	88.2	-1
√	47.3	60.2	39.0	39.8	70 -2
√	86.1	81.7	94.9	84.9	-3
√	83.3	91.4	83.1	75.3	-4
×	86.9	88.2	86.4	86.0	-5
×	18.8	15.1	28.8	16.1	-6
×	57.6	59.1	62.7	52.7	-7
×	52.2	51.6	52.5	52.7	-8
×	75.5	71.0	86.4	73.1	-9
√	40.8	43.0	47.5	34.4	-10
√	58.8	57.0	52.5	64.5	-11
×	81.2	78.5	84.7	81.7	-12
×	76.3	71.0	80.0	79.6	-13
√	70.6	66.7	83.1	66.7	-14
√	21.6	23.7	27.1	16.1	-15
×	19.2	22.6	16.9	17.2	-16
-					-17
					-18

(24)

20

234

:

.

.

:

.

-1

-2

-3

-4

-5

-6

- :
- (1)
- Teitelbaum, M.S., Relevance of demographic transition theory for developing countries, *Science*, 88(2), May 1975, PP. 174-178.
 - Cook, M. & R. Repetto, The relevance of the developing countries to demographic transition theory, *Population Studies*, 36(1), 1982, PP. 105-128.
- (2)
- .119-117 2007
- (3) Bongaarts, J., Completing the fertility transition in the developing world: the role of educational differences and fertility preferences, *Population Studies*, 57(3), 2003, PP. 321-336.
- :
- (4)
- Weller, R. & D. Sly, modernization and demographic Change: A world view, *Rural Sociology*, 34(3), 1969, PP. 313-326.
 - Kirk, D., Demographic Transition Theory, *Population Studies*, Vol. 50, 1996, PP. 361-387.
- :
- (5)
- Knodel, J. et al., Fertility transition in thailand A qualitative analysis, *Population & Development Review*, 10(2), 1984, PP. 297-328.
 - Abeykoon, A., Fertility transition in Sri lanka: Programme and non-Programme factors, *Asia – Pacific Population Journal*, 15(1), March 2000, PP. 55-62.
- Datta, A. & R. Bairagi, Revolution in Bangladesh, *Asia – Pacific Population Journal*, 15(1), March 2000, PP. 19-40.
- (6) Oechsli, F. & D. Kirk, Modernization and demographic Transition in Latin America and the Carribbean, *Economic Development & Cultural Change*, 23(3), 1975, PP. 391-419.
- :
- (7)
- Allman, J., The demographic transition in the Middle East and North Africa, *Intl. Journal of Middle East Studies*, Vol. 12, 1980, PP. 277-301.

- Rashad, H., Demographic transition in Arab Countries: A new Perspective, Journal of Population Research, 17(1), 2000, PP. 83-101.

- Eltigani, E.E., Childbearing in Five Arab Countries, Studies in Family Planning, 32(1), March 2001, PP. 17-24.

(8)

: . 67

- Bollen, K. et al., socioeconomic status and class in studies of fertility and health in developing Countries, Annual Review of Sociology, Vol. 27, 2001, PP. 153-185.

(9)

: .

- Axinn, W. & J. Barber, Mass education and fertility Transition, ASR, Vol. 66, 2001, PP. 481-505.

(10) Bongaarts, J., Op. Cit., P. 322.

(11) Weeks, J.R., Population: An introduction to Concepts and issues, Eighth Edition, wadsworth thomson learning, Belmont, 2002, PP. 204-223.

(12)

.43-41 2004 2

(13)

.2 2007 (2006)

.43 (14)

: (15)

.68-67 2002 1

.45 (16)

) -

.286-157 : (

(17) Fargues, P., State policies and the birth rate in Egypt: From Socialism to liberalism, Population & Development Review, 23(1), March 1997, P.131.

- (18)
- .5-3 2006
- (2005) :
- .49-48 (5-4) 2006
- (20) Jlick, P.C., Updating the Life cycle of the family, *Journal of Marriage & the Family*, 39(1), Feb 1977, PP. 5-13.
- :
- Stotle – Heiskanen, V., Social indicators for analysis of family needs related to the Life cycle, *Journal of Marriage & the family*, 36(3), August 1974, PP. 592-600.
 - Feldman, H & M. Feldman, The family Life Cycle: some suggestions for recycling, *Journal of Marriage & the Family*, 37(2), May 1975, PP. 277-284.
 - Shulman, N., Life – cycle variations in patterns of Close relationship, *Journal of Marriage & the Family*, 37(4), Nov. 1975, PP. 813-821.
- (21) George, L., Sociological Perspectives on life transitions, *Annual Review of Sociology*, Vol. 19, 1993, PP. 353-373.
- .94 (22)
- :
- -
- :
- .303-296 2003
- 18) (24)
- %18 (4
- :
- Ibrahim, S.E & B.L. Ibrahim, Egypt's Population Policy: The long march of State and civil Society, in A. Jain (ed.) *Do Population Policies matter? Fertility and politics in Egypt, India, Kenya and Mexico*, New York: The Population Council, 1998, PP. 19-53.

(*)

- -

.

.

-

-

.

.

- -

.

(*)

:

(2)

— —

(1)

(ILO)

·
"

(3)"

"

(

(4)"

)

(5)"

"

"

(6)"

:

- Economic Internationalization

-

-

-

.

.

"

"

"

"

.1984

"

:

"

/

(7)

-

-

()

(8)

"

"

(1)

(9)

	-	-	
	-	-	
	-	-	
	-	-	
/	-	-	
/	-	-	
	-	-	
	-	-	
	-	-	
	-	-	
	-	-	

Flexibility

Unionism

()

()

(10)

/

/

.(2/1)

:

(1)

(2)

(3)

(4)

(11)

(2)

(12)

-	-	
-	-	
-	-	
-	-	
-	-	
-	-	/
-	-	
)	
	(

(13)

(2)

1982

"

"

"

"

()

(14)

(15)

(16)

“ ”

(17)

"

"

()

:

:

: (1)

: (2)

(18)

: (3)

(5395) 1997/76

(746)
⁽¹⁹⁾1992/91

(%8)
₍₂₀₎

(%92)

(21)

.1997 1986

(3)

⁽²²⁾1997 1986

(%)

1997	1986	/
7.3	4.4	
10.4	2.0	
8.0	4.1	

. 1997 (%8)

1986 (%4.1)

(%2) (%4.4)

(%10.4) (%7.3)

1986

. 1997

.(4)

(4)

⁽²³⁾1997-1986

1997		1986		
%		%		
72.9	278840	74.7	199213	1
0.3	1282	0.4	1025	
1.4	5309	0.4	944	
74.6	285431	75.5	201182	
				2
9.9	37746	8.3	22112	
13.2	50622	14.4	38325	
0.5	1960	0.7	1946	
1.7	6641	0.9	2406	
25.4	96969	24.3	64789	
0.0	111	0.2	654	
100.0	382511	100.0	266625	3

(%1)
1997

(1969)

1986

(%2.3)

(6591)

(%9 9)

1986

(%8.3)

1997

			:	
		1997	:	-1
15	(%25.4)		96969	
.(%72.9)	(278840)			

-

.(%77.3) -

(24)

.(25)2010

: -2

45.999 1994/93

(7794)

38.205

(26

(27)

-

-

"

-

- (28)
-
:
1994 -3
(%96.6) (21.607)
(750)
(%3.4)
(29)

"

"

"

(30)"

:

-4

-

(31)

-

(%4.7)

(32)

(33)

(34)

(35)

(36)

-

-

(37)

(39) Social Exclusion "

"

-

-

:

(38)

(24)

-

-1990

Alberta

:

:

-1

· : -2

· : (39) -3

· (40)

· (40) (48)

· (41)

(1134)

· :

1987/1982

()

()

()

· (42)

(43)

(271)

(44)

:

-1

-2

(45)

-3

(46)

:

-1

-2

-3

-4

-5

-6

:

:

(47)

(48)

:

:

:

.

.

.

:

-1

-2

-3

-4

-5

:

()

.(5)

(5)

(49)

%		
15.3	256	
81.7	1362	
0.9	15	
1.8	30	
0.3	5	
100	1668	

(120)

(%7.2)

())
.(6)

(6)

43.3	52		
56.7	68		
12.5	15	20	
29.2	35		20
41.7	50		25
16.7	20		30
1.7	2		
15.0	18		
35.8	43		
5.8	7		
40.8	49		
0.8	1		
65.3	32		
34.7	17		
48.3	58		
45.0	54		
3 3	4		
3 3	4		
12.5	15		
87.5	105		
19.2	23		
33.3	40		1
27.5	33		2
20.0	24		3

29-20

%82

()

%20

%88

3

:

(20)

(10)

.

.2000

:

:

.

.

.

.

.

:
:
:
:
:
:
:

.

:

.(7)

(7)

	430	
	425	
	348	
	328	
	269	

- - .

.(8)

(8)

	645	
	550	
	483	
	571	
	493	
	489	
	4	

()

(9)

(9)

	817	
	769	
	771	
	753	
	692	
	520	
	494	
	303	
	284	

:

.

.

.

:

:

.

(1)

(2)

.

(3)

.

(%79.2)

(10)

%		
62.1	59	
8.4	8	
2.1	2	
3.2	3	
6.3	6	
4.2	4	
7.4	7	
6.3	6	
100	95	

(%62.1)

(%8.4)
(%6.3)

(%7.4)

(%6.7) (%81.7)

(%8.3)

(%1.7)

(50)

(11)

52	18	34	
68	37	31	
120	55	65	

(4.7 = 2)

(%65.4)

(%45.6)

(%54.4)

(%34.6)

(%95)

(%5)

- -

)

:

)

(
(

(%20) .(%46.7)
(%13.3)

(%6.7)

:

(51)

:

(12)

%		
91.7	110	
8.3	10	
100	120	

(%8.3)

(%91.7)

-

(52)

(%33.6)

(%39.1)

.(%10.9)

(%16.4)

: (13)

:

(13)

%		
71.7	86	
28.3	34	
100	120	

(%72)

(%28)

(%84.4)

(%11.6)

(14)

52	13	29	10	
68	18	43	7	
120	31	72	17	

.() 1.96 = 2

(%63.2)
(%19.2)

(%55.8)

(%10.3)

(%26.5)

(%25)

(%25)

.(15)

(15)

	208	
	366	
	365	
	260	

:(16)

(16)

%		
29.2	35	
70.8	85	
100	120	

(%29.2)

(%70.8)

(%69.2)

(%30.8)

(%59)

(%9.6)

(%31.3)

:

(%16.7)

(%83.3)

-

-

(%16.7)

(%8)

(%23)

(%59)

(%2) (%3) (%5)

.(17)

(17)

%		
51	51	
49	49	
100	100	

.(%51)

(%49)

(%71.4)

(%20.4)

(%5.8)

(18)

(%73)

(%55)

(%26.9)

(%44.1)

(0.05)

-

-

(18)

52	14	38	
68	30	38	
120	44	76	

(0.05

) 3.75 = 2

(%10) (%34.2) (%36.8)
(%18.4)

(53)

(90.8) (%9.2)

:

(54)

(55)

(19)

(19)

52	15	37	
68	22	46	
120	37	83	

() 0.17 = 2

(%71.2)

(%67.6)

(%28.8)

(%32.4)

(%49.4)

(%28.9)

(%21.7)

(57)

(%29.7)

(%54.1)

(%8.1)

(20)

(20)

52	16	36	
68	21	47	
120	37	83	

() 0.0002 = 2

(%69.2)

- -

(%47)

(%22.9)

(%19.3)

(%10.8)

(21)

(21)

52	11	41	
68	9	59	
120	20	100	

() 1.33 = 2

(%83.3)

(58)

()

-1

-2

-3

-4

-5

(1) Marshall, G. On the sociology of women's unemployment, its neglect and significance. *The Sociological Review*, Vol.32 , No.2, 1984, pp.234-259.

(2) Engbersen, G. Et al., 1993. *Cultures of unemployment: A Comparative look at long-term unemployment and urban poverty*. Boulder: Westview Press, 1993, pp. 153-183.

- (3)
- .59 1997 (4)
- .44 1993 (5)
- .455 454 1991 (6)
- (1986) (7)
- (1997) (8)
- 1998 .1987 (9)
- .28 (10)
- .29 28 :
- .40) •
- .60 1996 (•
- (11)
- (12)
- .152-139 1995 (13)
- .1992 (14)
- .1985 (29)
- .67 (15)

- .38 37 (16)
- .100 (17)
- () (18)
- .1997 8 7) (19)
- .16 1998 () (20)
- (21) Cortese, A. Temporal dimensions of unemployment and trajectories of social inequality. *Sociologica - del- Lavoro (Italy)* , Vol. 58., 1995.
- (22) O' Higgins, N., *Op.Cit.*, pp. 1-32.
- (23) Mateo, A. The unemployment trap, long-term unemployment and low education attainment in six countries. Council for Cultural Co-operation, Paris, 1992.
- (24)
- Lincoln, A. Unemployment and Social exclusion: Landscapes of labor inequality. *European Planning Studies*, Vol.7, No. 41, 1999.
 - Fawcett, H. Social exclusion, social citizenship and de - commodification evaluation of the adequacy of support for the unemployed in the European Union. *West European Politics*, Vol.20 , No. 3, 1992.
 - Jenslind, A., et al., (eds.) *Inclusion and exlusion: Unemployment and non-standard amplyment in Europe*. Ashgate Publishing Co., 1999.
 - Mathew, E.I. *Employment and unemployment in Kerala: Some neglected aspects*. Sage Publications, 1998.
- (25) Poveda, M. & Santos, R. Excluded identities: The new characteristics of contemporary unemployment. *Sociologica-del-Lavoro*, Vol. 59, No. 60, 1995.
- (26) Dorin, C. The Psycho- Social effects of unemployment. *Social Workers*, Vol. 62, No. 1, 1994, pp. 1-12.
- (27) Goldsmith, A.H. et al. The psychological impact of unemployment and joblessness. *JSE*, Vol.25, No. 3, 1996.
- (28) Sheeran, P. & C. Abraham. Unemployment and Self- Conception: A Symbolic interactionist analysis., *Journal of Community & Applied Social Psychology* Vol.4, No. 2, 1994, p. 115-129.

(29) Hannan, D. et al., Youth unemployment and Psychological distress in the Republic of Ireland. *Journal of Adolescence*, Vol. 20, No.3, 1997, pp. 307-320.

(30)

(31) Engbersen, G. & S. Timmer. The heterogeneity of unemployment : A study of the Social consequences of long-term unemployment in the Netherlands. American Sociological Association, 1991.

(32) Mckay, S. et al., Unemployment: Some neglected dimensions in social work. *Journal of International and Comparative Social Welfare*, Vol.-6, No. 1-2, 1990.

.73 23 (33)

2 28 :

.34 30 1999 - (34)

3 1 (35)

.12 7 1996

(1997) () (36)

.123 (37)

.176 175 1995

(38)

.160 1992 (17)

(39) Huntington, S.P. & J. Nelson. No easy choice: Political Participation in developing Countries. Cambridge: Harvard University Press, 1976, p.167.

: . (40)

: . •

. 1991

1986 (41)

.245 (42)

.39 1985

27 (43)

.128 1999 3

- (45) Higgins, N. , Op. Cit., pp. 6-7..
- (46) Cortese, A. Temporal dimensions of unemployment and trajectories of social inequality. *Sociologica-del-Lavoro* (Italy), Vol. 58, 1995.
- (47) Dorin, C. The psycho-social effects of unemployment Social Workers, Vol. 62, No.1, 1994, pp. 1-12.
- (48) Engbersen, G. & S. Timmer. The heterogeneity of unemployment: A study of the social consequences of long-term unemployment in the Netherlands. American Sociological Association, 1991.
- (49) Engbersen, G. Et al. Cultures of unemployment : A comparative look at long-term unemployment and urban poverty. Boulder: Westview Press, 1993.
- (50) Fawcett, H. Social exclusion, social citizenship and de-commodification evaluation of the adequacy of support for the unemployed in the European Union. *West European Politics*, Vol.20, No. 3, 1992.
- (51) Giddens, A. *Sociology* 3 rd ed. Cambridge: Polity Press, 2000.
- (52) Goldsmith, A.H. et al. The psychological impact of unemployment and joblessness. *JSE*, Vol. 25, No. 3, 1996.
- (53) Hannan, D. Et al. Yourth unemployment and psychological distress in the Republic of Ireland. *Journal of Adolescence*, Vol.20, No. 3, 1997, pp. 307-320.
- (54) Huntington, S.P. & J. Nelson. *No easy choice: Political participation in developing countries*. Cambridge: Harvard University Press, 1976.
- (55) Jenslind, A. et al. (Eds.). *Inclusion and exclusion: Unemployment and non-standard employment in Europe*. Ashgate Publishing Co., 1999.
- (56) Leana, C.R. & D.C. Feldman. Individual responses to job loss: Empirical findings from two field studies. *Human Relations*, Vol. 43, No. 11, 1990, pp. 1155-1181.
- (57) Leana, C.R. & D.C. Feldman. *Coping with job loss: How individuals, organizations. and communities respond to layoffs*. New York: Lexington Books, 1993.
- (58) Lincoln, A. Unemployment and social exclusion: Landscapes of labor inequality. *European Planning Studies*, Vol. 7, No. 41, 1999.

- (59) Marshall, G. On the sociology of women's unemployment, its neglect and significance. *The Sociological Review*, Vol. 32, No.2, 1984, pp. 234-259.
- (60) Mateo, A. The unemployment trap, long-term unemployment and low education attainment in six countries. Council for Cultural Co-operation, Paris, 1992.
- (61) Mathew, E.I. Employment and unemployment in Kerala: Some neglected aspects. Sage Publications, 1998.
- (62) McKay, S. Et al. Unemployment : Some neglected dimensions in social work. *Journal of International and Comparative Social Welfare*, Vol. 6, No. 1-2, 1990.
- (63) O'Donnell, M. Introduction to sociology. 4th ed. Surrey: Neslon, 1997.
- (64) O. Higgins, N. The challenge of youth unemployment. ILO Employment and Training papers, 1999.
- ([Http: //www ilo.org/public/english 60 empfor/publ/etp seven-htm](http://www.ilo.org/public/english/60empfor/publ/etpseven.htm)).
- (65) Pearlin, L.I. & C. Schooler. The structure of coping. *Journal of Health & Social Behavior*, Vol. 19, No. 1, 1978, pp. 202-21.
- (66) Poveda, M. & Santos, R. Excluded identities : The new characteristics of contemporary unemployment. *Sociologica- del - Lavoro*, Vol. 59, No. 60, 1995.
- (67) Rustin, M. The politics of Post- Fordism. *New Left Review*, No. 175, 1989, pp. 54-77.
- (68) Sheeran, P. & C. Abraham. Unemployment and self- conception : A symbolic interactionist analysis. *Journal of Community & Applied Social Psychology*, Vol. 4, No. 2, 1994, pp. 115-129.

(*)

Focus group

:

Interaction

(*)

)

.(

:

Qualitative methods

Quantitative methods

(1)

(1966)

La voix et le

. Semi- directed interview

Sociological " " regard
Intervention Method

Permanent " " - sociology

-
-La misere du monde

-
Self - analysis " "

Objectivity
Common sense

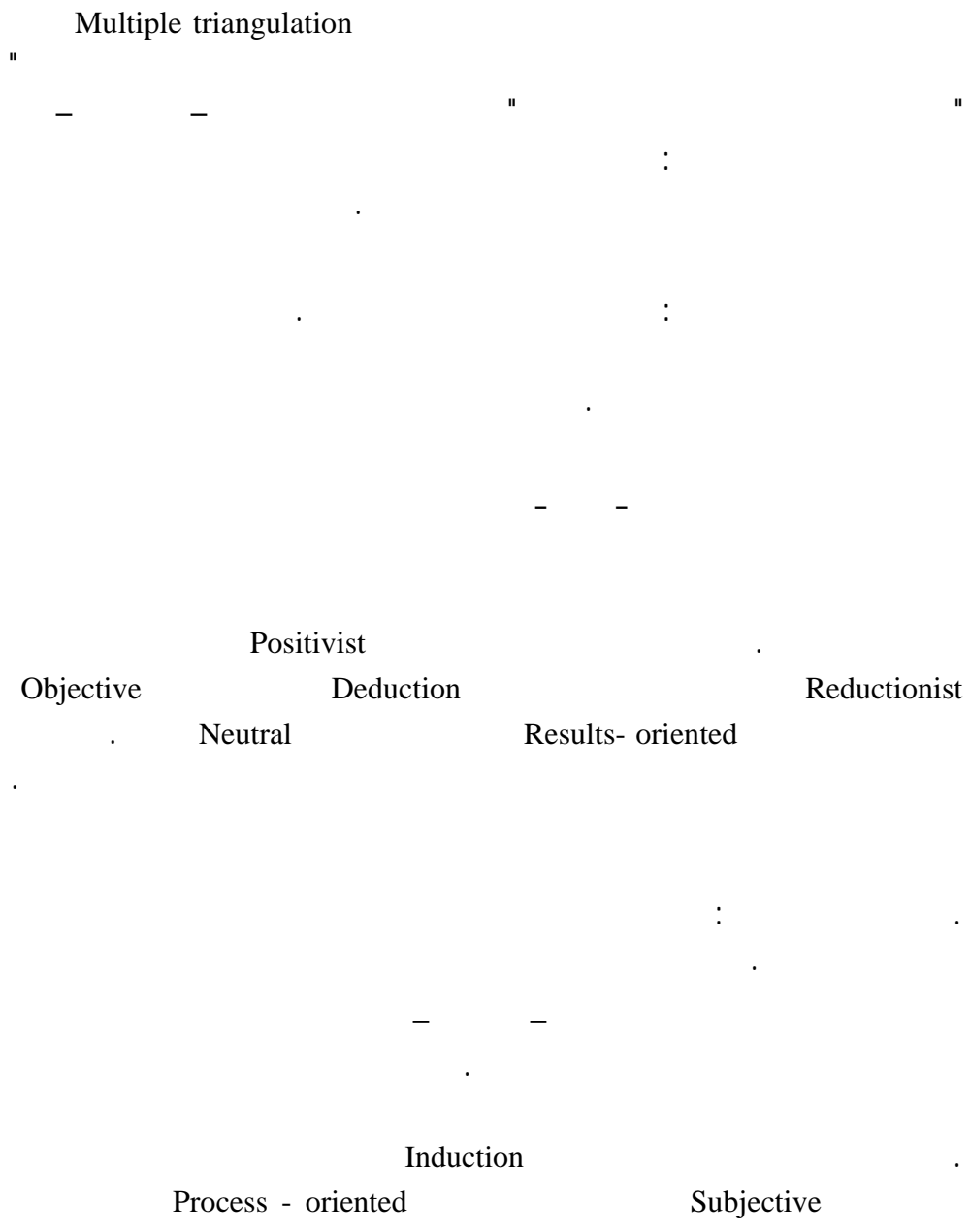
Representativeness

(2) epistemological rupture

P.Allatt .Gender

Reay

(3)



(4)

"

"

(5)

British Medical Journal

"

:

Sociology of population or population sociology "

Social

Population studies
(6) "

Demography

— "

:

"

—

(7)

"

"

(8)

— (9)

—

(10)

"

"

" (11)

"

(13)

"

" (12)

Population

1997

Association of America

—

(14)

:

-1

-2

-3

(15)

) (- -

(16)

(17) - - - -

-1

.()

-2

.()	-3
)	
)	(.(
)	-4
		.(
()
	(...)
		.(
)
		-6
		.(
	"	"
.()
		-7
		-8
.		
	:	

: (1)

(18)

Processes

" "

—

—

(19)

(20)

: (2)

In- depth interview

. Semi- structured

(21)

(*)

() ()

(22)

:

-3

(23)

- -

(24)

(1991)

(25)

(26)

:

-4

-

-

-

:

. Informants

DOC

Rapport

. (27)

-

-

-

. (28)

Moderator

(29) ()

-1
-2
-3
-4

1926

1987
(30) 1946 "

(31)

(33)
(35)

(32)
(34)

(36)

Sociological Abstracts

Psychological Abstracts

. Social Science Citation Index

1994

%60

(37)

:

(39)

(38)

:

(41)

(40)

"

(42) "

"

(43) "

-

-

:

-1

-2

-3

" -

(44) "

:

" "

-1

-2

-3

-4

(45)

:

Full groups

Telephone groups

Mini groups

moderator " "

(*)

.

:

-1

Interviewer

-2

-3

(46)

:

:

:

-

-

-1

.

-2

.Delphi

Nominal

-3

(47)

. exclusive

inclusive

(48)

(10) (6)

(49)

(50)

(51)

(52)

:

-1

-2

(53)

-3

:

(55)

(54)

(56)

(57)

(58)

(59)

-1

-2

-3

-4

-5

-6

:

-1

-2

-3

-4

-5

-6

:

(60)

group effect "

"

(61)

group think

-1

-2

-3

-4

-5

(62)

empowerment

(63)

(64) " "

(65)

) () ()

(66)

(1)

: 1995

(31)

. ()

(14)

(10)

(")

"

"

...

...

"

(67)

-2

- -

Qualitative

"

"

.

)

(

.Focus Group Discussions (FGD' s)

(

-)

-

-

-

.

.

:

Subgroups

(13)

() ()

:

:

-

-

-

-

-

-

-

-

-

-

-

-

-

"

"

-

-

.(68)

-3

20

25

22

25 24

327

(69)

-4

" "

1997

(23)

" "

(70)

-5

1987 /1986

;(71)

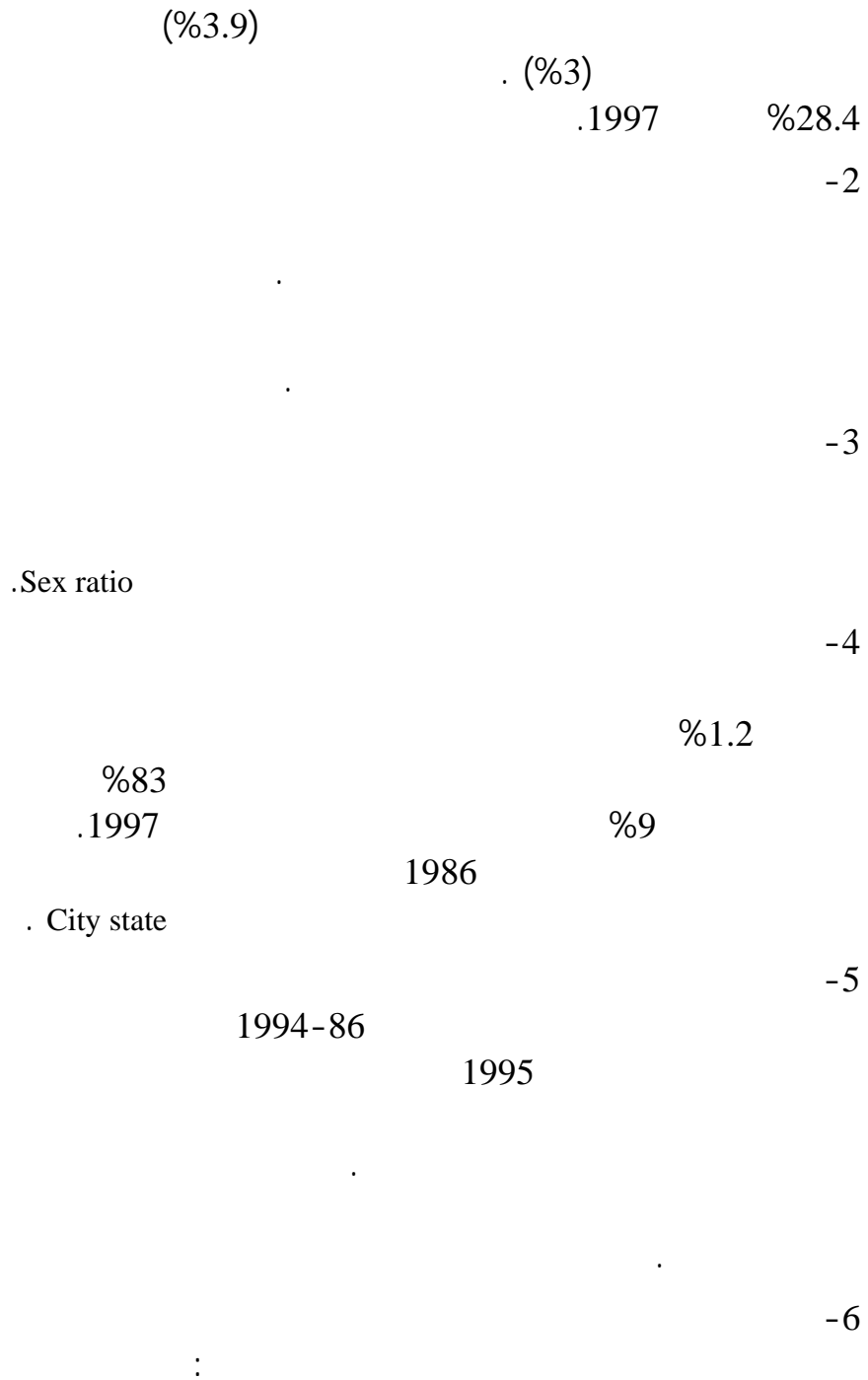
1986
% 3.2

(369079)

1997

-1
(522023)

.2019





"

.2000

."

:

-1

-

-

-

-

:

.(/)

•

•

•

-2

-

..

-

...

-

-

-3

-

-

()
-4
.City state
-5
()
-6
:

-
-
-
-
-

(2) (1)

:

:

-1

-2

-3

-4

-5

(5)

:

— " "

—

:

1998

:

-1

344

-2

-3

-4

-5

-6

-7

" " (72) —

(1)

.1398 2001 1 (260)

(2) Hamel , J . Sociology , common sense and qualitative methodology: The position of Pierre Bourdieu and Alain Touraine . Canadian Journal of Sociology , Vol . 22, 1997 , pp 95-112 (file : //C:/ windows / desktop / qualitative sociology . html).

(3) Reay , D . Rethinking soial class : Qualitative Perspectives on class and gender . Sociology , Vol .32, No .2, May 1998 , PP. 259- 275.

FGD

:

1996 (8) (8)

.335-287

:

.123-83 1998 (59) (15)

(4)

.113-111 108 1996 (4) (24)

:

D. Little . Beyond positivism : Toward a methodological pluralism for the social sciences (<http://www.facstaff.Bucknell . edu / dlittle /beyposit . html>).

(5)Wainwright , D. Can sociological research be qualitative , critical and valid? . The Qualitative Report, 3(2) , July 1997, pp. 1-10.

(6) Hawthorn , D. The sociology of fertility . London : Macmillan, 1970.

(7) Valentey , D.L . (ed.) . The theory of population : Essays in Marxist Research . Progress Publishers , Moscow, 1978.

(8) Valentey , D.I. (ed.) . An outline theory of population . Progress Publishers, Moscow, 1977.

- (9) .1977 . () (9)
- (10) R. Salas & D.Valentey. Population and socio- economic development . UNFPA & Progress Publishers, Moscow , 1986.
- .1979 (11)
- (12)
- .1982 (13)
- .1993 (13)
- (14) Obermeyer ,C.M.Qualitative methods : A key to a better understanding of demographic behavior ? Population & Development Review, 23 (4), Dec. 1997 , P . 813.
- (15)J. Knodel ,J. A case for nonanthropological qualitative methods for demographers. Population & Development Review , 23(4) , Dec . 1997 , PP. 847 – 853.
- (16) Bacon ,J. Qualitative and quantitative analysis . Editors introduction . In D. Bogue et al . (eds.) .Reading in population research methodology . Vol.6: Advanced basic tools . Published for UNFPA by Social Development Center . Chicago ,Illinois,1993, p.24-1.
- (17) Bogue,D.Role of the qualitative method in demographic research. In D. Bogue et al . (eds.) , op.cit , p.24-5.
- (18)
- .6 1998 25-22
- (19)Densun ,N.K .& Y,S. Linclon (eds.) Strategies of qualitative inquiry . Sage publications , London , 1998 , pp. 5-8.
- .112 (20)
- : (21)
- .482 1983 3
- (*)

- : 156 1999 244
- (22) Densun , N.K . & Linclon , Y.S. op.cit ., pp. 5-6. (23)
- : 1972 (24)
- : 142 1993
- (25)Victoria, W.et al . The comparability of focus groups and surveys : three case studies . Evaluation Review , 15(2), April 1991 , pp .266-283.
- :
- Stycos , J.M. A critique of Focus group and Survey research : the machismo case . Studies in family planning , 12(12) , Dec . 1981 , pp . 450-456.
- Folch – Lyon , E.et al . Focus group and survey research on family planning in Mexico. Studies in family planning 12(12) , Dec . 1981, pp409-432.
- .9-6 (26)
- (27) Fontana , A&Frey , I .Interviewing : the art ef science . In N.K. Densun & Y. S. Lincoln (eds.) Collecting and interpreting qualitative materials . Sage publications , London , 1998, pp . 58-60.
- 9-6 (28)
- (29) Morgan , D.L. Focus groups . Annual Review of sociology , Vol. 22, 1996 , p . 129.
- (30) Merton, R.& P.Kendall. The focused interview , AJS, 51, 1946 PP. 541-557.
- Merton , R. The focused interview and focus groups: continuities and discontinuities . Public Opinion Quarterly , 51, 1987, PP.550-565.
- (31) Knodel , J. et al . Thailand’s reproductive revolution : Rapid fertility decline in a Third – world setting . Madison , WI : Univ . of Wisconson Press , 1987.

Knodel, J. et al. Fertility transition in Thailand: A qualitative analysis. *Population & Development Review*, 10(2), 1984, PP. 297-328.

(32) Kruger, R.A. *Focus groups: A practical guide for applied research*. Thousand Oaks, C A : Sage, 1988.

Morgan , D.L . *Focus groups as qualitative research* . Thousand Oaks, CA: Sage , 1988

(33)

Steward, D.W. & Shamdasani, P.N. *Focus groups: Theory and Practice*. Thousand Oaks, C A : Sage, 1990.

Vaughn, S. et al. *Focus group interviews in education and psychology*. Thousand Oaks, C A: Sage, 1996.

(34) Merton, R. et al. *The focused interview* . New York : Free Press. 1st ed. (1956) 2nd ed. (1990).

(35) Morgan , D.L.(ed.) *Successful focus groups : Advancing the state of the art* . Thousand Oaks, C A : Sage , 1993.

(36) Carey, M. A. (ed) . *Issues and applications of focus groups*. *Qualitative Health Research* , 5, 1995, PP. 413-530. (Special Issue)

Knodel, J. *Focus group research on the living arrangements of elderly in Asia*. *Journal of Cross- Cultural Gerontology*. 10, 1995, pp.1-162 (Special Issue) .

(37) Morgan, D.L.,*Focus groups*, op.cit, p.130

(38) Kitzinger, J. *The methodology of focus groups: The Importance of interaction of interaction between research participants*. *Sociology of Health*, 16 (1), 1994, pp.102-114.

(39) Powell,R.A. et al. *Focus groups in mental health research: Enhancing the validity of user and provider questionnaires*. *International Journal of Social Psychology*, 42(3), 1996,pp.193-200.

(40) Goss, J.D. & Leinbach, T.R. *Focus groups as alternative research practice*. *Area* ,28(2), 1996,pp.115-123.

(41) Kitzinger, J. *Introducing focus groups*. *British Medical Journal*,

311,1995,pp. 299-302.

(42) Powell, R.A. & Single , H.M. Focus groups . International Journal of Quality in Health Care, 8(5) , 1996, P.499.

(43) Morgan , D. L . ,Focus groups, op . cit . , p. 130

(44) Carey , M. A.& Smith , M. W. Enhancement of validity through qualitative approaches : Incorporating the patient's perspective . Evaluation and Health Professions , 15 (1) , 1992 , pp. 107-114.

(45) Powell , R. A. et al . , op . cit . , pp. 195-196.

(*)

(*) Mann , C.P & Stewart , F. Internet communication and qualitative research : A handbook for researching online . London : Sage Publication , 2000, pp . 91-125.

- Wimmer , R.& Dominick , J. Mass media research: An introduction . Belmont , CA. : Wadsworth Publishing CO . , 2000 (Chapter 18: Mass media research and the internet , pp . 410- 424).

(46) Greenbaum , T. L. The handbook for focus group research . New York : Lexington Books , 1993, pp.1-4.

- Greenbaum , T. L . Moderating focus group : A practical guide for group facilitation . London & New Delhi : Sage publications , Inc . , 2000.

(47) Morgan , D.L . , Focus groups, op . cit . , p . 130.

(48) Ibid , p . 131.

(49) Frey , J. H. & Fontana, A. The group interview in social research . Social Science Journal , 28, 1991, pp. 175-187.

(50) Catterall,M. & Maclaran, P. Focus group data and qualitative analysis programs: coding the moving picture as well as the snapshots. Sociological Research Online , vol. 2 No. 1, 1997 (<http://www.socresonline.org.Uk/socresonline/2/1/6.html>.)

(51) Morgan, D.L. Focus groups as qualitative research. 2nd ed. London :

Sage , 1997, P. 12.

(52) Gibbs, A. Focus groups . Social research update, Issue (19), 1998, P.2.

(53) Morgan, D. L. & Kreuger, R. A. “When to use : focus groups and why”
in Morgan , D.L. (ed) Successful focous groups,op.cit.

(54) Kreuger , R. A. Focus groups : A practical guide for applied research.
London : Sage, 1988.

(55) Race, K. E. Et al. Rehabilitation program evaluation : use of focus
groups to empower clients. Evaluation Review, 18(6), 1994,pp.730-740.

(56) Morgan , D.L. , 1988, op.cit.

(57) Powell, R. A. & H.M. Single , op. Cit.

(58) Hoppe , M. J. et, al . Using focus groups to discuss sensitive topics
with children . Evaluation Review , 19(1), 1995 , pp. 102-114 .

(59) Green baum , T. L . , 1993, op.cit, pp.12-16.

(60) Kitzinger , J ., op . cit .

(61) Catterall, M .& Maclaran , op . cit , p.3.

(62) Ibid.

(63) Goss, J. D.& T.R. Leinbach , op . cit.

(64) Gibbs, A . , op . cit. ,

(65) Homan, R. Ethics in social research .Harlow : Longman , 1991.

(66)

.54-48 1998 ()

(67)

() -

. 92 2002

(68) Pramusalratans, A. et al . Exploring the normative basis for age at
marriage in Thailand : An example from focus group research . Journal of
Marriage and the Family , 47 , Feb. 1985 , pp. 203-210.

(69) Rutenberg ,N.et al . Reproductive decision in the context of HIV and
AIDS : A qualitative study in Ndola , Zambia . International Family
Planning Perspectives , 26(3) , Sept .2000, pp.124-130.

(70) Fort,A Investigating the social context of fertility and family planning :

A qualitative study in Peru . International Family Planning Perspectives,
15(3) , Sept. 1989, pp. 88-95.

: (71)

-

.2002 (45)

: (72)

- Scheper- Hughes, N. "Demography without numbers" In D. Kertzer &
T.Fricke (eds.). Anthropological demography : Toward a new synthesis .
Chicago & London : The Univ. of Chicago Press , 1997, pp.201-222.

(1)

					$\frac{\quad}{-1}$
					-2
					-3
				1	-4
					$\frac{\quad}{-5}$
					-6
					-7
					-8

(1) :

					-9
					$\frac{\quad}{\quad}$ -10
					-11
					-12
					-13
					$\frac{\quad}{\quad}$ -14
					-15
					-16

(1) :

					: _____ -17
					-18
					-19
					-20
					-21
					-22
					: _____ -23
					-24

(2)

	: _____ -1
	-2
	-3
	-4
	_____ : -5
	-6
	-7
	-8
	-9

(2) :

	_____ : -10
	-11
	() -12
	-13
4/ 1 4 /3	_____ : -14
	-15
	-16

(2) :

	_____ :
	-17
	-18
	-19
	-20
	-21
	-22
	_____ :
	-23
	-24

age pattern of fertility

fertility

15)

(adolescent subfecundity :)

.(50

fecundity :

. ((1)) family limitation

()

birth control

the woman rebel

margaret sanger

contraception

fertility regulation

- -
family planning

abstinence

anovulation

) breastfeeding

induced abortion

sterilisation

birth spacing

family limitation

cohort

1980

birth cohort

marriage cohort

baseline event

cohort analysis

analysis period (

)

cohort analysis

cohorts

longitudinal analysis

)

period analysis (

()
()
baseline event

contraception

contraceptive methods . 200

.contraceptive effectiveness
induced abortion

co – resident group

(1974)

:

co-resident domestic " " group

household

(hajnal, 1982) .
)

(

crude birth rate

()

mid-

person- years

year population

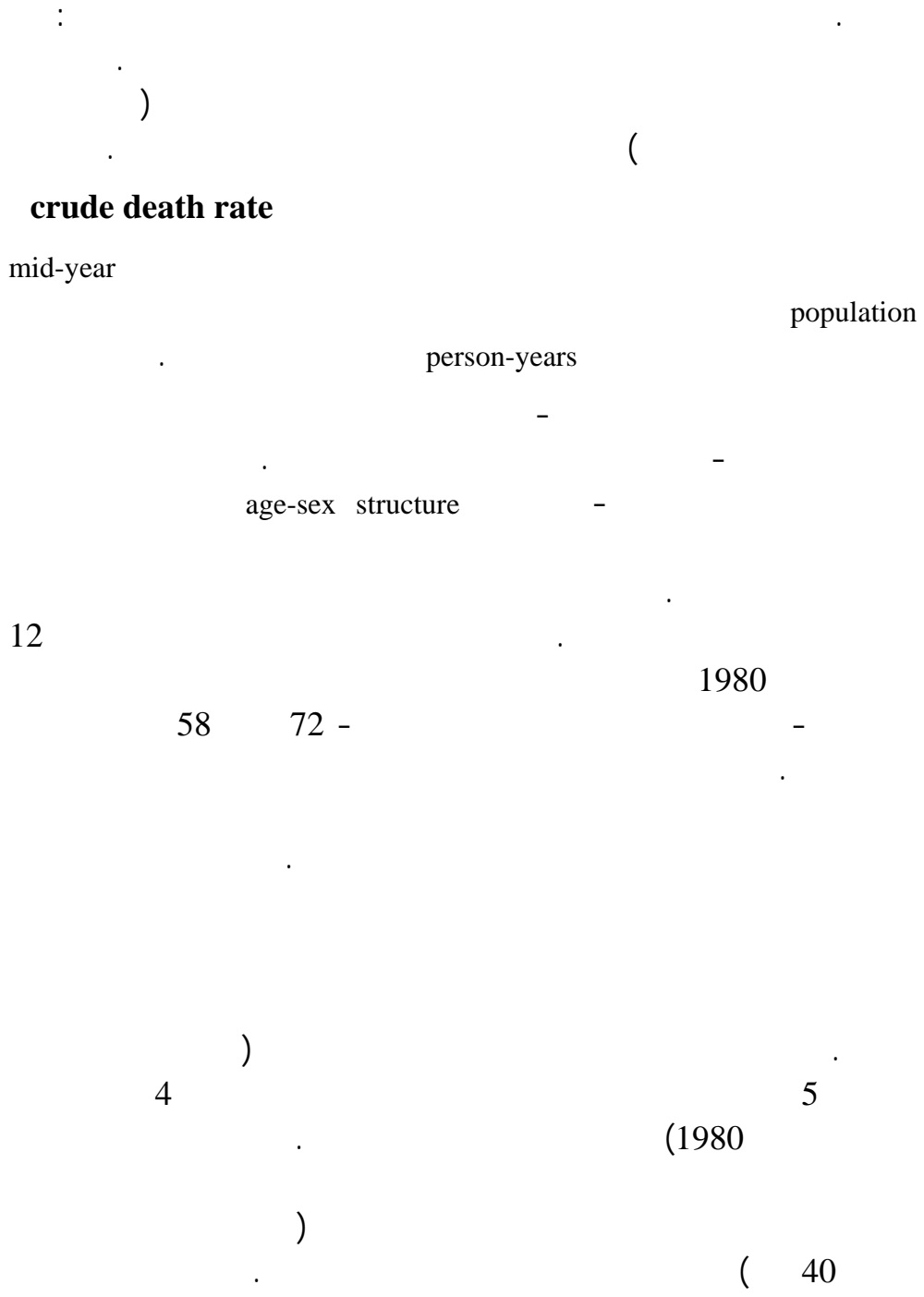
crude rate

age-sex structure

" "

55
contraception

1000 10
induced abortion



30
50

20

40 30

differential fertility

)

(total fertility rate

()

proximate determinants

differential mortality

mortality
cohorts

life tables

standardisation

()

socioeconomic status

-

-

-

:

()

record linkage

-)
 137 77 1972 70
 100
 (1981)

early childhood mortality

.()
 1000 4-1
 disease and malnutrition
 .(cantrelle & leridon 1971) 160

family cycle

co-resident

group

(1949)

()

.(berkner 1972)

(1978)

household

%60

()

()

() :

(turner 1969)..

()

infant mortality

early

(28)

neonatal mortality

- -

28 20

. biometric analysis of infant mortality

internal migration

out-migration

in-migration

emigration

immigration

%11

%12
.(long 1982)

%5

%19
%10

:

multiregional demography

ravenstein's laws

.(todaro 1976, findley 1982) .

international migration

1945

1973

()

kap survey (" ")

" "

" "

family planning

" "

" "

" "

" "

studies in family planning

— — " "

retrospective surveys

maternity history

marriage squeeze

- -

(*)

mid-year population

)

(

person-years

natural increase

()

parity

()

birth

order

(*)

" " " "

" "

/

proximate determinants of fertility

(1956)

:

marriage

)

(1)

(

(contraception

)

(2)

)

(3)

(induced abortion

bongaarts

decomposition

() :

- - -

.breast- feeding

replacement of generations

- -

-

.

-

.

.

net reproduction rate

.2.1

sex ratio

)

.(...

sex differential mortality

105 .

100

30

value of children

" "

...

-

()

-

()

time budget