

**أثر اختلاف بعض طرق تحليل بنود الاختبار المحكي المرجع  
على اختيار الفقرات و الثبات**

/

/

/

بِسْمِ اللّٰهِ الرَّحْمٰنِ الرَّحِیْمِ

/

/

//

"

"

:

..... ( ) .

..... ( ) .

..... ( ) .

\_\_\_\_\_

.

.

.

.

\_\_\_\_\_

-:

.

/

- -

.

/

/

.

- -

/

/

/

-

-

/

/

/

.

/ / /

.

/

.

- -

:

/

/ / / / /

.

.

/

-

-

/

/

.

.


/

/

/

/

.



## الفهرس

-

-

-

-

-

-

-

-

-

-

\_\_\_\_\_ :

\_\_\_\_\_ :

:

:



-

:

-

:

-

:

-

:

---

-

:

:

-

:

-

:

-

:

---

-

-

-

-

:

---

-

:

-

:

-

\_\_\_\_\_

:

-

:

-

:

:

:

-

## فهرس الجداول

-

/

-

-

-

## فهرس الملاحق

...

-

-

-

\*

.

\*

## الفصل الأول

## مدخل للدراسة

Criterion Referenced

---

Tests

(Performance Standard)

.( )

.( ).

.

.( - )

.( )

Popham

( )

.( )

( )

tailored





.

( )

.( )

.

( )

.( )

-

( )

.

-

.( )

(1988)Lin

( )

(p.<.05)

(% )

.

(% )

( )

-

( )

:

-

.

.

-

.

⋮  
\_\_\_\_\_

⋮

-

.

-

.

⋮  
\_\_\_\_\_

-

.

-

.

⋮  
\_\_\_\_\_

/

( )

⋮  
\_\_\_\_\_

( )

-

.

( )

-

-

-

.

⋮

---

:

)

((

Behavioral Domain

.( : )

.( )

( )

.( )

:

) ( )

(

:

:

.

:

.( ) .

:

Subkoviak Coefficient of Agreement (Pc )

.



:

.

:

( )

-:

:( )

.

:

.

:

.( )

## الفصل الثاني

### الإطار النظري

:

:

:

:

:

:

Criterion Referenced testing

( )

( ) Cunningham

Ralph Tyler

( ) ( )

.( )

( )

( )

.( ) ( )

James

( ) ( )

Popham

( )

( )

.( )

:

:

( )

\*

--	--	--



( )	*	( )	
.	*	.	*
.	*	.	*
	*		*
	*		*
.	*	.	*
.	*	.	*

Popham 1975 )

\*

Brown&Hudson2001,Mehrens 1978,

.(

⋮

---

⋮

( )

**Item Difficulty index**

-

( )

× \_\_\_\_\_ =

( )

( )

( )

( ) ( )

.( )

### Item Discrimination Index

-

( )

-( )

-

\_\_\_\_\_ =

= :

=

=

( + -)

.( )



» — »

»

»

»

.( )

.( )

.( )

---

:

( )

:

:

-

-

### **Preinstruction Postinstruction measurements method**

Cox )

( Varges

( )

( ) Varges Cox

-

( )

.( Berk , 1980 , 53)

( )

( )

.( ) .

Berk

.(Berk , 1980 , p .54)

( + )

(% )

( - ) ( % )

( )

-

( Berk , 1980 , 54 )

( )

-

.

.( )

:

-

### **The Uninstructed - Instructed groups approach**

(Berk, 1980 ,54 )

.

.( ) .

Marten

Levin

.( ) ( - ) ( + )

( )

%

%

.(Berk , 1980 , P.56)

.

.( )

**Agreement Statistic**

:

-

.( ) Latent Trail Statistic

Subkoviak

Harris

.( )

+

\_\_\_\_\_ =

:

=

=

=

( + ) ( )

:

( × )


:

( + ) ( + ) + ( + ) ( + ) =

= :

=

=

=

=



,

.(Subkoviak,2002)

### Coefficient-Phi

-

( × )

.( )

( )

( × )

( )

( )


$$\frac{\quad\quad\quad - \quad\quad\quad}{\underline{\underline{(( + ) ( + ) ( + ) ( + ))}}} \sqrt{\quad} =$$

.

= :

.

=

.

=

=

,

(Harris,1983)

The B index Approach ( ) -

( ) .

(Lin,1988,34-35)

: Brennan

- =

:

=

=

=

=

( ) ( )

( )

( )

. (LIN, 1988 p 34,35)

:

(Browen&Hudson, 2001)

van der linden

( )

.( : )

: \_\_\_\_\_ :

( )

( )

.

( )

(Ojer,1982)

:

:

:

: (Livingston)

-

.

) .

.( -

:

-

) .

.

( -

:

:( )

.

( )

:( )

:

-

.

:

-

.

.

:

Subkoviak Coefficient of Agreement

Subkoviak

( )

)

(p<sub>c</sub>)

: ( -

( )

=

.

( )

.

( )

)

: ( )

. (

:

$$[( \leq ) - ] + [( < ) ] = ( )$$

$$\text{ف} \quad ( - ) ( ) \left[ \quad \right] = = ( < ) -$$

( )



:

$$\overline{(\quad)}(\quad -) + (\quad) =$$

-

( )

-

.

## الفصل الثالث


### الدراسات السابقة

:

:

:

:



(1981) Roid Haladyna

( )

. ( )

(1985) Silva

.

( )

( )

-

.

(1988) Lin

( )

( )

( )

( )

( )

.( )

.

( )

( )

( )

/

( )

( )

% %

(P.<.05)

(% )

(p.<.05)

(% )

(% )

KR20

KR20

.

:

---

.

---

(1986) Subkoviak

harris

-

% %

.

-

,

,

-

-

-

, %

.

(1987) cliver Shannon

/

,

, , ,

/

, ,

, , / ,



( )

(% )

(% )

(% )

(% )

(% ) ( % )

.(% )

( )

-

-

( )

.

-

-

-

-

-


(% )

.

(% )

-

.(% )



(1982) Ojer

% % % % %

.

( , )

(1983) Gross

Schaefer

( )

( )

(% % % )

.

,

.

%

%

.

.%    %  
(    )

(    )

(    )

(%    )    (%    )

.

( )

.(% ) (% )

( ) ( )

( )

( )

.

.

( )

KR20

KR21

( )

( )

.

⋮

---

⋮

-

( )

.



-

Lin

(1981) Roid

Haladyna

(1988)

( )

.

-

( )

-

(% )

-

.(% )

( )

.(% )

.(% )

.

-

( )

(1986) Subkoviak

harris

,

%

,

(1987) cliver

Shannon

.

· ,

-

(1983) Gross

Schaefer

(1981 Roid

Haladyna

( )

( )

( )

( )

.

( )

-

KR20

## الفصل الرابع

### إجراءات الدراسة




( )

( )

:

( )

⋮

:

( )

: :

:

: -

.

: -

.( )

( ) ( ) : -

( ) ( )

. ( )

( ) : -

( )

( ) ( )

( ) ( )

( ) ( ) ( )

.

:

:

:

:

-

:

-

.

:

-

.

:

-

.



%

.

:

-

%

%

.

%

%

:

:

:

-

.

%

:

.

,

,

.

:

-

.

.

:

-

,

,

,

,

,

,

,

,

,

.

:

-

( )

. ( )

( )

-

( )

-

.

-

.

( )

-

.

-

( ):

. ( )

:

:

-

.

-

.

-

.

-

.

-

.

-

.

:

( )

:

-

:

\_\_\_\_\_

.( )

\*

\*

\_\_\_\_\_

.

:

:

:

:

-

-

-

-

%

:

.

%	:	
	-	-
	-	-

.

-

.

% , = ÷

( )

%

= , × :

= , × :

. = , × :

.



:

excel

-

.

-

:

,

,

,

.

:

-

-

.

.

	-
	:
	:
( )	-
Kruskal-Wallis/ One Way Analysis of F :	-
	Variance
Subkoviak Coefficient of Agreement (Pc )	-
The <u>B</u> index Approach ( )	-
	Coefficient-Phi
	Agreement Statistic
	-

## الفصل الخامس

### نتائج الدراسة

:

:

:

:

( )

×	×	× *
,	,	,

( )

: \*

( )

:

,

( )

.

%

( )

:

, ( )  
 . %  
 :  
 ,  
 . %  
 ( )  
 ( )  
 % %  
 . %  
 : :

Kruskal-Wallis/ One Way Analysis of Variance: -

:

:

( )

-

( )

-

/	/		
	/		
	/		

/

/

.

- ( )

) ,

,

(

.

( )

-

,	,		
	,		
	,		

,

:

:

Z

,

Z

,

Z , ,

· , ,

( ) - ( )

( )

-

/	/		
	/		
	/		

/ : :

,

.



## الفصل السادس

### مناقشة النتائج والتوصيات

:

:

:

:

∴ \_\_\_\_\_ ∴

-

:

( )

( )

. ( )

( )

( )

( )

"

( )

"

( )

, ( )

,

.

( )

( )

-

( )

, -

,

-

( )

( )

-

( )

( )

( )

"

"

( )

( )

,

,

( )

,

( )

( )

⋮ \_\_\_\_\_ ⋮

”

”

( )

( )

(1981) Roid Haladyna

Schaefer

(1983) Gross

( )

( )

,

,

.

( )

( )

( )





( ) :

( ) ( )

)

( )

(

· /

-

·

:

( )

-

( )

-

·

( )



⋮  
\_\_\_\_\_

⋮

-

.

-

)

(

-

( )

-

.



)) : ( )

•

\_\_\_\_\_ . ((

- :

\_\_\_\_\_ : ( )

•

\_\_\_\_\_ : ( )

•

)) : ( )

•

((

\_\_\_\_\_ : ( )

•

)) : ( )

•

((

\_\_\_\_\_:( ) •

.

\_\_\_\_\_

))::( ) •

((

.

\_\_\_\_\_:( ) •

.

\_\_\_\_\_

•

\_\_\_\_\_:( )

.

))::( ) •

((

.

- \_\_\_\_\_:( ) •

-

- \_\_\_\_\_

- \_\_\_\_\_ - \_\_\_\_\_ :( ) •

•  
)):( ) •

\_\_\_\_\_ ((

. - :

)):( ) •

((

•  
\_\_\_\_\_ :( ) •

•  
\_\_\_\_\_ :( ) •

•  
\_\_\_\_\_ :( ) •

\_\_\_\_\_



)) : ( ) •

((

\_\_\_\_\_ : ( ) •

)) : ( ) •

\_\_\_\_\_ ((

(( \_\_\_\_\_ )) : ( ) •

. - : \_\_\_\_\_

)) : ( ) •

Berk, R. A. (1980): Item Analysis. In R. A. Berk. Criterion-Referenced Measurement :The State of The Art. The Johns Hopkins University Press.

Brown, J.D(2001): Criterion- Referenced Testing in Two Academic Reading Courses, Cambrig Uni Press.

Brown, J.D&Hudson, T.(2001): Criterion- Referenced Language Testing, Cambrig Uni Press.

Cunningham, G. K(1986):Educational Psychological Measurement ,New York,Macmilian Publishing Company.

Haladyna, T&Roid, G(1981): Acomparison of Two Item Selection Procedures for Building Criterion- Referenced Tests .Eric no. ED:205 546

Harris, D. J(1983): ((Item Selection For Mastery Tests: A Comparison of Three Procedures)) ),Dissertation(Doctor of Philosophy),University of Wisconsin-Madison,

Harris, D.J& Subkoviak, M.J(1986): Item Anylsis :A Short-Cut Statistic For Mastery Test ,EPM,46,pp 495-507

Lin,Hui-Fen(1988):((Acomparison of Three Item Selection Methods in Criterion Referenced Tests)),Dissertation(Doctor of Philosophy),University of North Texas,USA.

Mehrens, W.A & Lehmann, I.J (1978):Measurement And Evaluation,USA, Holt,Rinehart And Winston.

Ojer,L.(1982): ((Acomparison of Select Indices that Estimate Reliability of Criterion Referenced Test)) Dissertation(Doctor of Philosophy),University of Kansas.

Popham,W,J(1975):Educational Evaluation. Englwood, Cliffs. Newjersey. Prentice-hall.

Shannon,G.A & Cliver.B.A (1987):An Application Of Item Response Theory In the Comparison of Four Conventional Item Discrimination Indices for Criterion- Referenced Tests,JEM,Vol. 24, No. 4,pp 347-356

Schaefer,M.&Gross,S(1983):A Comparison of Reliability Estimates From Single And Double Administration of Criterion-Referenced Test Eric no ED: 230 580

Silva,S.J(1985):Acomparison of Traditional Approaches and Item Response Approaches to The Problem of Item Selection for Criterion Referenced Measurement Eric no. ED:261 076.

Subkoviak, M.(2002):Message By E.mail



( )



( )





( )



( )



( )

-  
/

: ( )

.  
\_\_\_\_\_  
\_\_\_\_\_  
.  
:  
:  
- -  
- -  
%  
:  
.

%	:	- - - -

/

( )





( )







( )

عدد الفقرات الناتجة من استخدام طرق تحليل البنود  
لمختلف الاطوال والاحجام المستخدمة

الطريقة			حجم العينة	طول الاختبار
التوافق المرجعي	فاي	التمييز (ب)		
8	4	10	30	
16	4	15	60	20
8	6	16	250	
28	12	23	30	
29	12	23	60	40
31	6	20	250	
40	24	31	30	
37	17	24	60	60
36	9	27	250	
233	94	189		
25.89	10.44	21		متوسط العدد

( )



جدول ( أ ) لحساب ثبات اختبار مكون من ٢٠ فقرة لعينة من ٣٠ طالباً

التكرار × ل س (ف)	ل س (ف)	ل ( س ) ≤ (.س)	ل ف	التكرار	س ف
0.898194229	0.898194229	0.946202997	0.847	1	10
1.450615562	0.725307781	0.835639525	0.777	2	9
0.558182543	0.558182543	0.670561636	0.708	1	8
3.003466410	0.500577735	0.483003897	0.639	6	7
1.719899033	0.573299678	0.308558524	0.569	3	6
2.145996094	0.715332031	0.171875000	0.500	3	5
1.701350100	0.850675050	0.081266762	0.431	2	4
7.516159653	0.939519957	0.031214358	0.361	8	3
2.946292826	0.982097609	0.009032787	0.292	3	2
0.996583589	0.996583589	0.001711133	0.223	1	1
0.000000000	0.999687041	0.000156504	0.154	0	0
22.936740038				30	المجموع
0.764558001	الثبات	الثبات الناتج من (ب)			

التكرار × ل س (ف)	ل س (ف)	ل ( س ) ≤ (.س)	ل ف	التكرار	س ف
1.011018953	0.505509477	0.552485601	0.644	2	4
3.138034843	0.523005807	0.392748410	0.551	6	3
4.980928917	0.622616115	0.252395361	0.458	8	2
7.572681949	0.757268195	0.141344040	0.365	10	1
3.519888731	0.879972183	0.064126060	0.272	4	0
20.222553393				30	المجموع
0.674085113	الثبات	الثبات الناتج من فاي			

التكرار × ل س (ف)	ل س (ف)	ل ( س ) ≤ (.س)	ل ف	التكرار	س ف
2.380349840	0.793449947	0.883046960	0.843	3	8
0.578786091	0.578786091	0.698476813	0.758	1	7
2.002134292	0.500533573	0.483666400	0.673	4	6
3.527109458	0.587851576	0.290415201	0.588	6	5
1.495430458	0.747715229	0.148065895	0.503	2	4
3.537737212	0.884434303	0.061574235	0.418	4	3
6.733897475	0.961985354	0.019383025	0.332	7	2
2.976197288	0.992065763	0.003982983	0.247	3	1
23.231642114				30	المجموع
0.774388070	الثبات	الثبات الناتج من التوافق			

جدول ( ب )  
لحساب ثبات  
اختبار مكون من  
٢٠ فقرة لعينة  
من ٦٠ طالباً

التكرار × ل س (ف)	ل س (ف)	ل ( س ف ≤ س. )	ل ف	التكرار	س ف
0.689405325	0.689405325	0.807737977	0.789533333	1	15
0.000000000	0.576938329	0.696135577	0.752933333	0	14
1.020665331	0.510332666	0.571877206	0.716333333	2	13
2.022615892	0.505653973	0.446830587	0.679733333	4	12
2.784248194	0.556849639	0.331403383	0.643133333	5	11
2.571199715	0.642799929	0.232792282	0.606533333	4	10
2.955360693	0.738840173	0.154427885	0.569933333	4	9
9.084068598	0.825824418	0.096376154	0.533333333	11	8
9.831150493	0.893740954	0.056299113	0.496733333	11	7
8.466410103	0.940712234	0.030578956	0.460133333	9	6
4.849263539	0.969852708	0.015307980	0.423533333	5	5
3.944538120	0.986134530	0.006981476	0.386933333	4	4
48.218926002				60	المجموع
0.803648767	الثبات	الثبات الناتج من ب			
التكرار × ل س (ف)	ل س (ف)	ل ( س ف ≤ س. )	ل ف	التكرار	س ف
1.584483031	0.528161010	0.618661304	0.681	3	4
3.658560981	0.522651569	0.393577332	0.552	7	3
9.432350749	0.673739339	0.205263389	0.422	14	2
17.128698346	0.856434917	0.077841903	0.292	20	1
15.526296558	0.970393535	0.015029107	0.162	16	0
47.330389665				60	المجموع
0.788839828	الثبات	الثبات الناتج من فاي			
التكرار × ل س (ف)	ل س (ف)	ل ( س ف ≤ س. )	ل ف	التكرار	س ف
0.828923995	0.828923995	0.905539144	0.793	1	16
0.000000000	0.715632279	0.828353680	0.757	0	15
0.000000000	0.604019023	0.728055939	0.721	0	14
1.575310410	0.525103470	0.612034526	0.686	3	13
2.000749241	0.500187310	0.490322445	0.650	4	12
3.725261136	0.532180162	0.373153316	0.614	7	11
2.427317313	0.606829328	0.268883873	0.579	4	10
2.805131376	0.701282844	0.182759678	0.543	4	9
8.733274762	0.793934069	0.116637202	0.508	11	8
8.706806825	0.870680683	0.069488280	0.472	10	7
6.483580609	0.926225801	0.038358472	0.436	7	6
4.809476184	0.961895237	0.019429903	0.401	5	5
3.929304621	0.982326155	0.008916425	0.365	4	4
0.000000000	0.992738171	0.003644195	0.329	0	3
0.000000000	0.997411584	0.001295888	0.294	0	2

0.000000000	0.999224276	0.000388012	0.258	0	1
46.025136472				60	المجموع
0.767085608	الثبات	الثبات الناتج من التوافق			

جدول (ج) لحساب ثبات اختبار مكون من ٢٠ فقرة لعينة من ٢٥٠ طالباً

س ف	التكرار	ل ف	ل ( س ف ) (.س)	ل س (ف)	التكرار × ل س (ف)
16	1	0.743	0.790596475	0.668892622	0.668892622
15	0	0.711	0.696174626	0.576968968	0.000000000
14	2	0.680	0.591540200	0.516759216	1.033518433
13	7	0.648	0.483854475	0.500521356	3.503649492
12	6	0.617	0.380148369	0.528728827	3.172372963
11	13	0.585	0.286230536	0.591394767	7.688131973
10	33	0.554	0.206015430	0.672853855	22.204177200
9	25	0.522	0.141317477	0.757306304	18.932657605
8	50	0.491	0.092046017	0.832852904	41.642645193
7	37	0.459	0.056668386	0.893085840	33.044176083
6	22	0.428	0.032787751	0.936574571	20.604640554
5	23	0.396	0.017699616	0.965227321	22.200228389
4	24	0.365	0.008832135	0.982491742	23.579801815
3	5	0.333	0.004025275	0.991981855	4.959909274
2	1	0.302	0.001649211	0.996707018	0.996707018
1	1	0.270	0.000594636	0.998811434	0.998811434
المجموع	250			205.230320049	
			الثبات الناتج من ب	الثبات	0.820921280

س ف	التكرار	ل ف	ل ( س ف ) (.س)	ل س (ف)	التكرار × ل س (ف)
6	2	0.53	0.396686524	0.521347349	1.042694698
5	9	0.48	0.314309153	0.568962181	5.12065963
4	20	0.44	0.239833109	0.635373623	12.70747245
3	59	0.4	0.175123358	0.711089665	41.95429023
2	83	0.35	0.121300765	0.78682622	65.3065763
1	64	0.31	0.078721027	0.854951946	54.71692454
0	13	0.27	0.047002391	0.910413668	11.83537768
المجموع	250			192.6839955	
			الثبات الناتج من فاي	الثبات	0.770735982

س ف	التكرار	ل ف	ل ( س ف ) (.س)	ل س (ف)	التكرار × ل س (ف)
8	5	0.665	0.463296109	0.502694351	2.513471756
7	11	0.621	0.360013988	0.539192167	5.931113839
6	17	0.577	0.268568740	0.607120856	10.321054551
5	46	0.533	0.191642797	0.690168329	31.747743146
4	66	0.489	0.130151080	0.773576447	51.056045509
3	58	0.445	0.083547512	0.846865350	49.118190287
2	32	0.401	0.050217346	0.904608872	28.947483900
1	14	0.357	0.027894509	0.945767190	13.240740654
0	1	0.313	0.014055036	0.972285016	0.972285016
المجموع	250			193.848128656	

0.775392515	الثبات
-------------	--------

الثبات الناتج من  
التوافق