

www.kotobarabia.com

العلاقات العربية

الأوروبية



www.kotobarabia.com



مركز البحوث العربية والأفريقية

مركز البحوث العربية (القاهرة)
منتدى العالم الثالث (داكار)
المنتدى العالمي للبدائل (داكار)

العلاقات الأوربية العربية

قراءة عربية نقدية

سمير أمين

على الكنز

منير الحمش

مصطفى الجمال

طبقا لقوانين الملكية الفكرية

جميع حقوق النشر و التوزيع الالكتروني
لهذا المصنف محفوظة لكتب عربية. يحظر
نقل أو إعادة نسخ أو إعادة بيع أي جزء من
هذا المصنف و بثه الكترونيا (عبر الانترنت أو
للمكتبات الالكترونية أو الأقراص المدمجة أو أي
وسيلة أخرى) دون الحصول على إذن كتابي من
كتب عربية. حقوق الطبع الورقي محفوظة
للمؤلف أو ناشره طبقا للتعاقدات السارية.

قائمة المشاركين فى الندوة

مصر	

المحتويات

- 5 تصدير -
- المشروع الأورومتوسطى بين الواقع والخيال
د. علي الكنز
7 ترجمة: سعد الطويل
- الأقلمة - الأورومتوسطية - والبديل
د. سمير أمين 95
- تعقيبات
د. منير الحمش، علي ورقة د. علي الكنز 113
- حلمى شعراوى 126
- ألفونس عزيز 130
- التقرير عن مناقشات الندوة
مصطفى مجدى الجمال 133
- قائمة بالمشاركين في الندوة 152
- قائمة مطبوعات المركز 154

تصدير

" "

.

" "

.

..

"

"

"

"

"

"

!

-

-

.

-

-

"

"

"

"

.

2001

30-28

" "

..

.

...

مركز البحوث العربية

2002 -

المشروع الأورو متوسطي بين الواقع والخيال *

1

مقدمة:

Eric

H Obsbawm

(1) Short twentieth century
1989

" "

.Le progres .

" "

⋮ *

" " " " (1)

" " " " "

(2)

(3) " "

" " (2)

"

(think tanks) "

=

"

" "

.1998

"

"

"

"

" "

"

.1998

(3)

:

" " - "

" -Huntington " " Fukuyama

:

Karl Polyani ⁽⁴⁾ " "

Le .Profit

" " "

" " " "

" " .Attac

socialisme reel " "

Etat providence - "humanisen" "

Developpementisme "Keynesianisme" "Fordisme"

⁽⁵⁾

122-121

=

110

(4)

(5)

- " "

" "

...

1989

.good governance

" Manuel Castells - (6)

...

economie globale

)

(

economie informationelle

.94 1998

10

(6)

(7)

:

"

"

(

)

:

"

"

:

"

"

"

"

Bretton Woods "

"

.22

(7)

:

" "

Etat-nation

- -

(8)

1914

" "

" "

(8)

(9)

%60

%30

(Hot money)

crash boursiers

() "

1990

(9)

)

.(

(CEE)

1957

(CECA)

(OECE)

.(PAC)

1986

"L'Acte unique " " "

Maasstricht

1995

.1997

15

"ALENA"

"ASEAN"

()

Pierre Bourdieu ⁽¹⁰⁾

.1998

67

"

" "

"

(10)

14

)

(

Tietmeyer

Flexibilite

dumping

(11)

" : (11)

...

.(")
:

(12)



=

1999 " " (12)

= " " "

" :

" "

..

..

.1999

IHSE "

(13)

“ ”

“ ”

“ ”

:

1995

- -

“ ”

“ ”

(13)

1995

8

“ ”

17

1995

(14) "

1995

()

2000

1999

" "

(14)

.3

1 :
2 .

....

3 .

(15) "

:

" :

(16) "

()

" :

"

.2001

"

"

(15)

.7

(16)

”

(17) ”

27

” ;

”

”

”

5

4)

(

()

(

)

”

”

”

”



.9

”

”(17)

20

.1995
2000

" " " " " "

:" "

"

)

.(

...
(18) " ...

21

"

"

(18)

.1997

"

"

"

"

"

...

...

(19) "

"

"

"

"

"

"

"

"

"

"

(19)

.285

1995

()

" "

" "

" "

" "

" "

"

" "

“ ”

“ ”

(20) ”

“ ”

1995

11

“ ”

)

.(

.2000

168

“ ”

(20)

:

"

1998)

1995
(1997)

:

2000)

(1999)

(

(21) "

12

.(

(2000 28)

"

"

11

"

"

"

"

"

"

(22)

"

.2000

"

"

(21)

"

"

(22)

11

26

" "

:

.

.

.

" " " "

.

"

"

.

"

"

.

"

"

.

.

" .

.

...

”：

(23)“

()

“ ”

)

(“ ”) (

“ ”

”：

“

“ ” “ ”

(24)

“

”

.15

28

“(23)

" 2000

(25)

()

" "

:

-

(26) "

" "

"

(24)

= ()
.()

.2000 18 (25)

.13 " (26)

29

" "

(27)

)

(27)

(

() " " " "

" "

" "

" "

" :

(28) "

:

"

...

" "

" "

" "

(29) "

" "

.274

"

“(28)

.14

"

“(29)

" " " "

.

.

.

.

()

" "

()

()

" "

" "

(30) "

" "

(30)

:

" "

" "

.

" "

.

.

" "

" "

(31)

.

" "

(32)

" "

(31)

.

:

(32)

()

()

(

" "

" "

" "

(33)

=

" "

(33)

1500 1995

.(

)

(34)

:

"

...

...

"

" "

"

"

" "

: =

!

" :

(34)

.2000 53 "

" " (36)

(35) " "

(37) "

: "

: "

... 2001

(38) "

: "

...

" " (35)

(36)

15 (37)

.14 " ... " (38)

(39) "

" "

"

" :

" "

(40) "

"

"

()

"

"

"

"

"

"

.16

(39)

.16

(40)

230

" "

.10 1

% 30

%40

/

" "

(41) "

"

(

)

"

"

"

"

"

"

"

"

:

"

"

(41)

(42) 15
(23)
% 15 % 50
70 60

(43)
% 0.3 % 4

" "

" " " "

.2000 CNEAP " 1999 (42)
40 "(43)

تبلغ قيمة المبادلات التجارية عام 1998 بين بلدان الإقليم، 9,5 مليار دولار (أي 3 %) -
وتبلغ 4,5 مليار إذا استبعدنا إسرائيل وتركيا - في مقابل 113 مليار للمبادلات مع الاتحاد
الأوروبي، و 56 مليار إذا استبعدنا نفس البلدين. فإذا قارنا ذلك بنسبة المبادلات الداخلية لدول
الآسيان أو الميركوسور في أمريكا اللاتينية، وتبلغ 25
% 50

" "

/

" : (44) 1999

(% 78)

.(

% 27

1996

".

)

(

28

1990

63

2000

37

85

.()

()

.32

"1998

"

(44)

2001

()
% 22 % 82 % 42 %39

10 % 200

%	%	(45)	
74.3	4.5	1119	
78.9	3.2	553	
121.8	3.5	1439	
76.3	3.8	869	
60.8	3.4	1076	
51.4	3.1	1113	
77.25	3.6	1028	
			:
46.1	2.2	892	MIMIC
37.7	1.6	1384	SIMIC
37.7	1.8	480	

= MIMIC

= SIMIC

).

.(

MILIC

" "

(1994)

(45)

.(1993)

“ ”
“ ”
“ ”

“ ”

(46) “ ”
“ ” (47)

“ ”

2001 “ ”

.32 (46)
“ ” (47)
.30

%

%	%	%	%	1993	
9.6	0.7	15.8	1.1	920600	
5.5	5.7	15.9	17.1	3596600	
27	0.4	1.2	0.2	6878100	
...	4.5	9.9	0.5	987400	
26	0.3	21.1	...	779800	
...	...	14.2	...	430400	

" "

" "

(49)

()

2,6

" " " "

" "

(49)

4 1

.2 1

1962

1995

" "

" " " "

" "

1992

1995

) " " " : (

" " " "

" " " : (2000/11/16 15) " "

(50) "

(51) %26 " "

% 70

:

[]

"

/

"

(50)

(51)

.2010
 (52) " .
 :
 " .
 60 100
 80 .1998 " " .1998
 .1998 " " .
 (53) " .
 " " .
 50 .
 " " " " .
 " : 1998
 % 50 .
 .
 .13 " " (52)
 .32 " " (53)

...

" " " .
 . " " :
 " :
 ...
 40 30 % 3
 (54) " .
 % 6

%95
 (55) %88 %93
] .
 [

80 " "

2000 .51 (54)
 " " : (55)
 .29

:

" " " "

-

BEI " "

8

! 15

% 60

71

1999 1994

%1 1998

" "

1999

%2

%4

FBCF

.1993 %7

(56)

%50

"

"

(56)

.91

51

.(%80)

"

...

(57) "

"

"

"

(58) "

"

"

"

"

1155

221

1993

147

.1983

(59) "

"

"

.98

(57)

.99

(58)

(59)

" "

6

“ ”
() “ ”

“ ” “ ” “ ” “ ” “ ” “ ”

“ ” “ ” “ ” “ ” “ ” “ ” “ ” “ ”

() =

“ ”

“ ”

“ ”

“

“ ”

40 30

“

“ ”

“

“

“

“

“

“

“

:

" "

(% 4 3)

" "

" 11 "

(60 15 % 60 1995)
. % 30

) (

:
2000
700
. 1.7 !

1995
": " "
(62) "

" "

()
(63)

.1996 .2000 " " (62)
" " (63)

()

()

" "

(64)

" " "

"

" " (65) "

" "

(66)

" "

11

" "

" : (64)

)

" " (

.2001

" " "

(65)

(66)

59

“ : ”
“ ”
“ ”

“ ”
“ ”
“ ”
“ ”

11

60

" " " "

(67)

:

" "

" "

"

(68) "

"

"

" "

11

(67)

.5

(68)

61

“ ”

“

”

“

”

“ ”

“ ”

“

”

“ ” (69)

2000

35

“

”

(69)

“ ”
“ ”
“ ”
“ ”
“ ”
“ ”

" "

" "

(70)

40

36

" "

" "

" "

" "

" "

" "

"

"

(70)

64

قائمة بالمرفقات

	-1
	-2
" "	-3
	-4
" "	-5
" "	-6
" "	-7
" "	-8
" "	-9
	-10
" "	-11
	-12
	-13
	-14

العالم العربي في بطاقات

92.4	1960
236.0	1994
272.4	2000

% 2.8	1994	1960
% 2.4	2000	1994

2023	
%3.3	
%0.8	
4.5	

62.9	
%54.7	
%58.0	(23 6)
4450	

مؤشر التنمية البشرية على أساس الجنس

64.8 :
62.0 :
% 40.6 :
% 66.9 :
% 53.7 :
% 63.3 :
% 21.7 :

:(0,87 0,80)

:(0,794 0,530)

11

*

(0,412 0,319)

45.5 1966 :
62.9 1994 :
% 77.0 87 1985 :
% 87.0 1994
% 76.0
% 52.0
% 93.0 :
% 83.0 :
% 58.0 :
% 20 1975 :

*

% 14 1995
 % 16.6 1960 :
 % 6.7 1995
 41 :(100)
 89 :(100)
 153 (1970 100) /
 1516 1994
 %2
 %0.9 1960: /
 %1.8 1986
 %2.9 1990

121 :(81 1979 100) /
 2874 :
 5 :
 34873 :()

%58		
%4.1	1980	
%53	1985	
%54.7	1994	

259 :
 120 :
 45 :
 4 : 100
 46 :
 1 :

%31	1960	
%52	1994	
%55	2000	
%4.6	1994 1960	
%3.6	2000 1994	

: **750**

% 20

% 40

% 33		
% 23	1970	
% 24	1990	
% 71	1960	
% 37	1990	
% 11	1960	
% 22	1990	
% 18	1960	
% 42	1990	

607	1994	() 1994
1820	1988	()
1978	1994	
%2+		
%3.8+	1980 1965	
%0.4 -	1993 1980	
4450	1994	
989	1960	(1987) /
1893	1970	
2757	1980	
1740	1990	
1595	1994	

1201 emerge
 % 5.9
 % 4.4
 % 18 ()

285262		()
1233		(100 1970)
. . . 205	1970	
1229	1994	
. . .		

*

507,7 ()
 % 60.9
 % 27,5 1993
 % 40.1
 3 29517
 % 21,0
 % 11,8 1993
 % 12,4

.1996 1995

*

* 1992

120038

140969

267007

% 15

% 2,6

14,2

1998	1995	1995	
2000	1995	1995	
2000	1996	1995	
1997	1997	1996)
			(
	1997	1997	
		1999	

(1999 1995) 1 " "			
%			
18.2	30	164	
19.4	127	656	
39.3	168	428	
22.9	157	686	
42.5	108	254	
0.5	1	182	
		99	
4.0	15	375	
48.6	54	111	
% 22.3	660	2955	
% 48	** 230	480	*
% 26	890	3435	

1999 1997

63

*

150

**

.1996

" "

1998			
40 30) .1998 1997 (120	1996	
.1998 () 60	* 125	1996	
(60) .1997 (40) 1996	100	1996	
(40) .1997 (60) 1996	100	1996	
" " 1998 .1999	80	1998	

() 1998 " "

45	
28.4	/
6	
20	
5	/
5	
30	
24	()
40	
15.5	
218,9	

98 1996

		/
% 26.40	120	.
	120	.1
% 30.47	138.5	.
	45	.2
	38	() .3
	30	.4
	15.5	.5
	5	.6
	5	/ .7
% 43.12	195.98	.
	40	.8
	30	.9
	28.4	.10
	20	.11
	40	.12
	6	.13
	24	.14
	7.58	.15
% 100	454.48	98 1996

(99 1997)

:

	%		/
	45.03	340	.1
44 " " 1998 15 1998	33.11	250	()
	%3.97	30	
(1999 " ")	%7.95	60	
	48,34	365	.2
16 " " 1997 .1998 14	%20,53	155	()
26 " " 1996 .1998 14	%13.25	100	
15 44 " " 1998 .1998	%14.57	110	
	% 6.62	50	.3
:(30,38) (7,07) (10) (2,81) (2,7) (7,8)	% 6.62	50	
	100	755	

1998 1996

%			/
% 50.4	180.0		.
	100.0	()	.1
	80.0	()	.2
% 27.7	99.0		.
	45.0	()	.3
	15.0	:	.4
	15.0	:	.5
	10.0		.6
	10.0		.7
	4.0		.8
% 21.8	77.9		.
	50.0		.9
	9.6		.10
	9.25	:	.11
	9.05	: ONAS III	.12
% 100	356.9	98 1996	

" "

38,00	
57,00	
95,00	

1998 1996

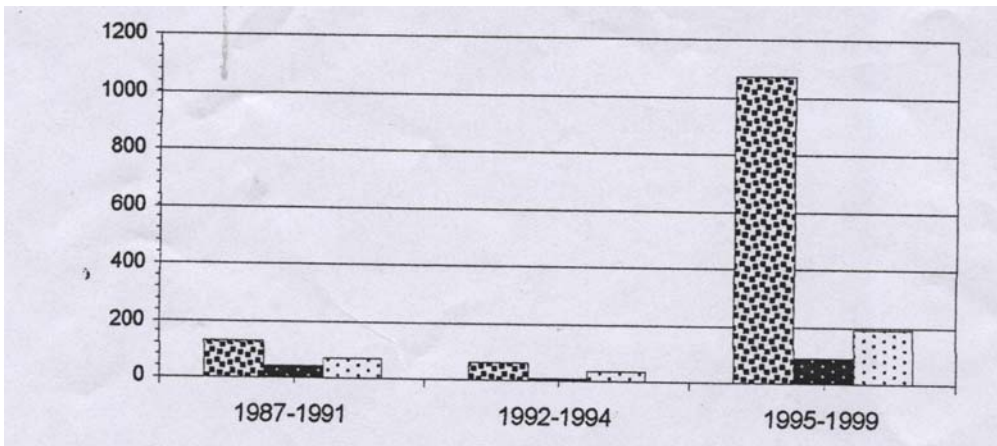
		/
% 22.1	30.00	.
	30.00	125) (95 .1
% 77.9	105.75	.
	10.75	" "
	57.00	/ .3
	38.00	.4
% 100.0	135.75	98 96

2000/03/31 1987

1987 2000	99 1995	94 1992	91 1987	/
1268	1073	64	131	()
138	90	10	38	
292	192	35	65	

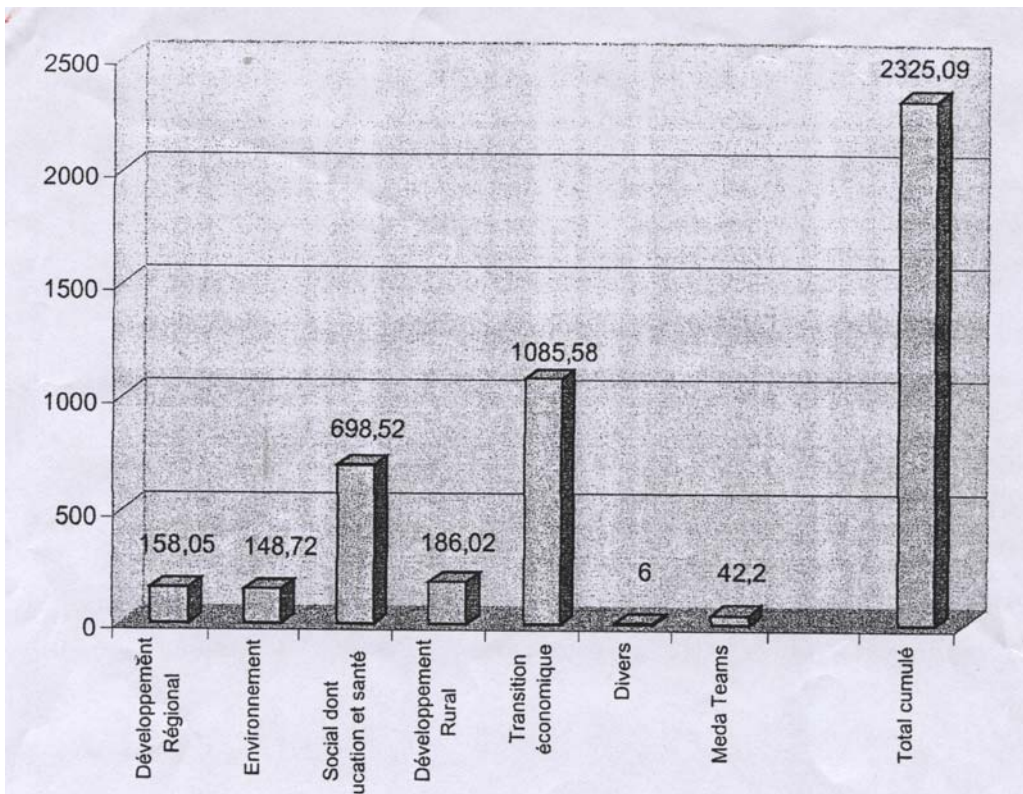
:

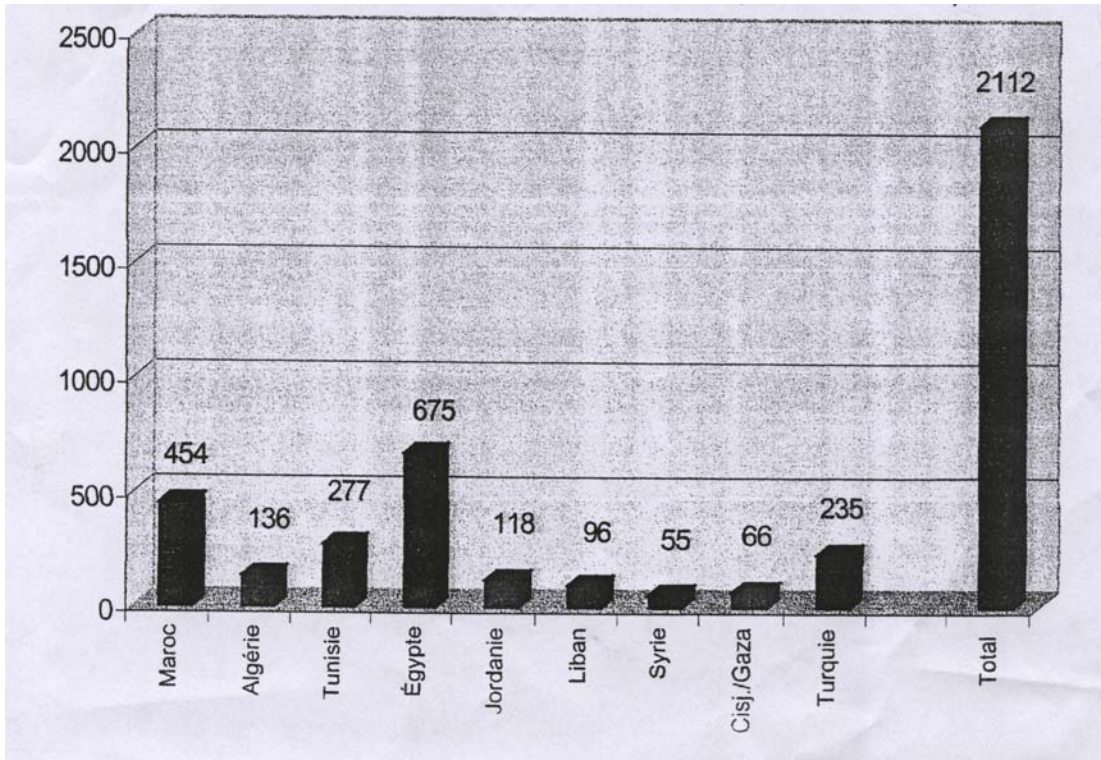
2000-1987



()

Attac-raïd





“ ”

:

1999		1998		1997		1996	
10.075		10.07		8		9	
	%		%		%		%
		2	4.5	12	19	2	4
		5	10.9	5	8	6	5
		1	4.2	1	1	1	0
		3	5.9	3	6	2	3
		4	7.2	2	3	3	4
1	11.3	4	5.9	2	4	4	6
		2	3.9	2	3	0	0
1	17.2	9	14.9	7	12	12	27
1	17.2	5	10.9	4	7	1	2
		0	0	0	0	1	1
1	6.3	1	3.5	1	2	1	2
		0	0	0	0	0	0
2	48.0	12	24.6	12	30	11	20
		2	3.6	2	5	18	26
6	100	50	100	53	100	62	100

%

1999	1998	1997	1996	
	1	15	6	
22	13	14	1	
37	14	28	32	
41	24	1	8	
	0	4	6	
	23	19	8	
	17	14	11	
	8	5	29	
100	100	100	100	

%

	5	7	9	
22	16	38	16	
45	63	48	73	
33	16	7	2	
100	100	100	100	

	3	9	4	
48	42	35	26	
52	54	54	70	
	1	2	0	
100	100	100	100	

()

1998	1997	1996	1995	1994	1993	1992	1987
500	630	447	24-	22	59-		
200	175	259	119	75	83	83	
1076	891	636	598	1256	493	806	
1839	1455	1389	1306	355	429	187	
223	361	16	13	3	34-	21	
230	150	64	22	23	7	2	
130	128	325	183	152	56	46	
258	1079	354	332	551	491	203	
100	80	89	100	251	176	67	
650	339	238	264	432	562	160	
807	805	722	885	608	636	578	
6013	6093	4539	3798	3728	2840		

:

()

1997	1996	1995	1994	1993	1992	1987
5.1	3.6	0.2-	0.2	0.5-		
10.6	15.0	7.0	4.9	5.6		6.5
6.1	5.1	5.3	11.9	5.3		4.4
6.9	6.2	6.4	2.1	2.9		1.8
20.3	0.8	0.7	0.1	1.8-		1.8
10.8	4.3	1.5	1.8	0.4		0.5
15.0	34.0	17.8	19.1	7.8		7.4

15.6	5.0	4.7	8.8	⁸⁵ 8.1		3.8
0.6	0.6	0.7	1.9	1.8		1.4
7.3	5.3	6.1	10.2	13.7		5.8
1.6	1.6	2.2	1.9	1.3		2.0

:

	9.5	0.3	780	185	10.4	6.1	20.3	89	1001	163	2381	450	2 1000
5896.6	0.75	0.38	63.5	15,3	4.2	2.7	6	4.6	61.4	9.4	30	27.8	1998
1.4	1.1	0.7	1.5	2,8	1.8		2.6	3.3	1.9	1.6	2.2	1.8	98 1992 %
1.7	1.1	1.2	2.8	3,9	2.8		3.8	4.5	2.8	2.9	4.4	2.2	98 1992 %
55	8	7	40	31	28		7	29	51	30	32	51	98 1992 ¹

1

4890		9440	3160	1020	3560		15940	1520	1290	2050	1550	1250	1998
0.706	0.850	0.850	0.728	0.663	0.749		0.883	0.715	0.616	0.695	0.665	0.582	1995 ²
25	4	9	16	27	15		4	11	46	31	35	53	1998 % 15
18		9	7	13	9		2	6	35	21	24	40	1998 %
32		8	25	42	21		6	17	58	42	46	66	1998 %
1.7	4.7	4.1	2.8	5.4	3	4	2	2.2	5.7	5	5.1	6.5	1998 %
3.1			5	4.8	3.5			3.2	6.1	6.1	6		03 1999 %
	2.2	2.4	83.7	0.4_	4.5		5.5	4	3.8	3.1	5	2.7	1998 % ³
	1.4	10.5_	8.9_	3.9_	18.9_		5.8_	6.9_	0.9_	2.4_	3.9_	3.1_	1998 % /
		4.8_	0.3	0.1	27.4_		0.7_		2.5_	3.4_	1.9_	0.1_	1998 ... %
		31.1	51.4	30.3	36.8			115.6	38.2	51.8	63.4	55.8	1998 ... %

2

.1999 .(1997 1999) .

.(2000) 2000 : . 3

()

1998	1992	1981	1998	1992	1981		1998	1992	1981	1998	1992	1981		
570	208	173	704	187	67		8380	7017	11301	11646	11830	13290		
200	77	100	69	67	92		3686	3142	1101	426	501	557		
633	277	259	360	211	594)	16479	7948	8244	3195	4970	3034		
578	159	67	471	150	160		27469	18814	7860	23304	13082	5662		
206	179	232	51	32	59	(2852	2514	3140	452	697	510		
224	180	154	62	79	208		4940	2914	3548	452	495	741		
41	87	53	45	5	2		2667	2459	958	1711	1361	386		
166	295	71	112	205	73		8433	6686	4351	6919	5668	2320		
365	306	286	366	136	101		3658	2830	5039	2238	2502	2102		
388	344	105	159	225	95		8347	6432	3765	5738	4040	2502		
1485	322	202	2465	1136	249		45908	22871	5785	26881	14715	3385		
4865	2434	1702	4864	2433	1700		132783	83627	55092	82962	59861	34495		

1998	1992	1981	1998	1992	1981		1998	1992	1981	1998	1992	1981		
2048	1556	3611	3041	2532	6240		5811	5253	7567	7523	9112	6989		
1509	1291	446	143	126	296		2018	1773	605	215	309	169		
9917	5743	4051	1638	1568	988		5978	4707	4075	1197	3224	1451		
13607	8874	4884	15652	8274	3336		13335	9831	2960	7181	4658	2167		
1425	1320	1791	227	587	442		1222	1015	1167	175	78	8		
1578	1069	1469	214	305	473		3104	1715	1975	177	111	60		
778	422	151	741	205	34		1847	2000	804	925	1150	350		
1778	1523	2150	1158	1232	883		6489	4919	2180	5649	4160	1363		
1611	1163	2928	215	381	631		1681	1409	1835	1658	1985	1370		
1778	1378	1250	978	650	890		6265	4709	2460	4601	3164	1517		
20347	11894	2512	10969	5646	1013		24077	10655	3121	13446	7933	2122		
56376	36233	25243	34976	21506	15226		71827	47986	28749	42747	35884	17566		

.18 2000 "2000 " " " :

.1993 1992 1992 1994

2 الأقامة - الأورومتوسطية - البديل

:

()

()
()
()

(1950-1800)

()

:

-1

-2

1975 -1955

:) .

.(

" "

)

(

"

"

-

-1975

1990 -1945

()

()

()

()

- -

()

(:)

:

()

/) / (

. / - - /

" " :

" "

" "

) 1954

.1962

(1956

1995

-

-

:

1995

" " " " " "

"Good governance" "
"Gouvernabilite" "

" /

" - -

" "

" "

()

" "

:

"

"

-
-
-
-
-

()

" "

()

:

.
-
-
()
()
)
()
)
()
()

" "

.
 .
 .
 : " " -1
 " " .
 . -2
 . -3
 . -4
 . -5
 . -6
)
 (" ")

((" ")

" "

)

(

1935

1945

(())

...

" "

:

()

.

-

.

-

" "

" "

" "

:

:

-1

-2

-3

:

)

(

)

1945

(

1990

-4

" - "

"

"

()

-5

"

"

"

()

"

-6

: -

.1965

:

" "

()

:

" "

:

:

:

- :
 .
 . -7
 " "
 " "
 ()
 " " " " " "
 " "
 :
 " " :
 :
 :
 -1
 :
 :
 -2

1979

1980

() :

(-)

- - -)

" "

(

:

()

"

(1994)

(MERCOSUR) (C.A.C.M)

(ASEAN)

()

-

()

(NAFTA - - -)

()

.()
 (1948) :
 (1950)
 :
 -
 .() -
 :
 .1957 -
 .1964 -
 -
 ...
 :
 . -1
 . -2
 . -3
 . -4

() :

:

-

-

()

()

(1917) ()

()

- -)

(

- .
.
- :
:
-1
)
(
- .
-2
()
1956
-3

242

" :

1840/8/11

"

"

..

1834

:

27

122

.1995 28

-1

-2

-3

·
" "

()

()

:
-1

-2
-3

-4

:

:
 :
 ()
 ()
)
 " (1997
 " ()
 " ()

: -

أوروبا والعرب: أسئلة حان وقت الإجابة عليها

:

-

-

:

-

- - : - -
: - -
: - -
- - :
:

- " "

.....

.

.

.

:

" "

.

:

" "

.

:

:

-1

.

-2

-3

-4

-5

العلاقات العربية - الأوربية
القاهرة 28-30 أبريل 2001

30 28 ()

()

:

2001

.()

" "

Neo- Liberalism

-

-

:

-

-

-

-

-:

-

-1

-

-2

-

-3

-1955)

(1975

"

"

()

-

)

-

-

(

-

"

"

:
(1)

) (2)

- - (3)

" " .
()

()

:

- -

- - " "

" " " "

- " "

" "

" "

" "

" "

-

- :

- " "

)

() (

" "

)

(

“ ”
—

()

:

()

“ ”

”

”

"

.

.

:

.()

.

-

-

.

:

" "

:

.

.

.

:

.

77

)

.(..

15

:

.

140

()

.

.

.

.

:

.

-

-

.(...)

-

.

... ..

.

()" "

"

"

"

"

"

"

"

"

"

"

... ..

.

)
(
(): -

()

()

()

)
" "

(
:
()

" "

%3

)

.(

)

(

1975

-

:

(... - -)

(... " - " -)

- - .

:

.

.

.

.

.

:

.

.

.

..

