

- 4 Go through the *Titanic* texts again with your partner. Discuss the differences. Consider the following questions.

The general organization

How is the scene set?
What forms the main part?
How is the story concluded?

Telling the story

What information is given?
How is interest created?
What is the order of events?

The language

Which adjectives and adverbs are used?
How are the sentences constructed?

- 5 With your partner discuss what you know about the story of *The Trojan Horse*. Look at the pictures and prompts to help.


THE TROJAN HORSE




1 Greek army / camped / the city of Troy / Greek king Odysseus / good idea / decided / build a huge, hollow wooden / big enough / soldiers / hide.




2 horse / built / soldiers / inside / others set fire / camp / pretended / sail back / Greece / hid nearby.




3 Trojans, delighted / came out / gates / found / horse / very curious / Greeks / left one soldier / Trojans asked about / said / offering to / goddess Athena.



4 Trojans / pull / horse into the city / so big / tear down / city wall / took to / temple of Athena / big party / celebrate / end of the war.



5 finally / asleep / Greek soldiers crept out / killed guards / signalled / Greeks / to attack Troy.



6 bloody battle / Greeks won / Trojan men / killed women / children / back to Greece / slaves.

- 6 Work together to write the story. Remember to set the scene, create interest, and use adverbs and adjectives. Begin like this: **The Greeks and the Trojans had been at war for ten years.**

- 7 Read some of the stories aloud to the class. Compare with the story on p150–51.